






















Specifications (Series luminaires)

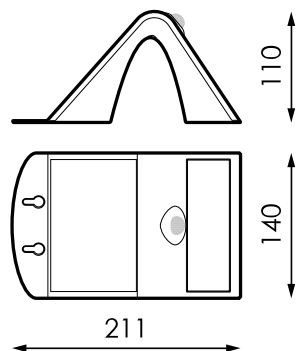
	Electrical isolation	CIII
	Voltage (V)	3,7V
	Dimming	No
	IP Tightness index	IP65
	Body color	White
	Body	ABS
K	Colour temperature	3.000K
	CRI Colour rendering index	≥80
	Opening angle	90°
	Measures	221x140x109,2mm
	Mounting position	Superficie
	Operating temperature	-5 +35
	Flux (lm)	380lm
	Lifetime	25.000h

References




	W	ϕ_{LUM}	K					
472159	3,2W	380lm	3.000K	White	≥ 80	25.000h	90°	221x140x109,2 mm

Dimensions



Photometry



Info 

Replaceable battery in 3,2W and 6,8W models