


















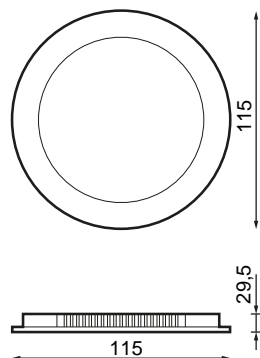
Specifications (Series luminaires)

	Electrical isolation	CCII
	Voltage (V)	230V
Hz	Frecuency (Hz)	50-60Hz
	Power factor (Cos fi)	≥0,9
	Dimming	No
	IP Tightness index	IP20
	Body color	White
	Diffuser Material	PC-O
	Body	AL
K	Colour temperature	3000K
	CRI Colour rendering index	>80
	Opening angle	120°
	Measures	Ø90x18mm
	Mounting position	Empotrado Techo
	Flux (lm)	338lm
	Lifetime	(L70B50>)35.000h
	Lifetime	(L70B50>)35.000h

References

	W	ϕ_{LUM}	K				
482820	6W	338lm	3000K	>80	White	Ø90x18mm	No

Dimensions



Photometry



On request



Emergency kit 1h (Except 24W)



Regulation 1-10V

Solutions

S



**CTE
Pack**

description



Regulation for the contribution of natural light to comply with the requirements of the CTE. Independent control of two lines of dimmable DALI luminaires with sensor to install in a luminaire or surface box. Preconfigured for easy operation.



**BLUETOOTH
Pack**

description



Device that enables DALI luminaire control through any Bluetooth® terminal via free APP that offers us control of flow regulation, color, scene configuration, behavior linked to schedules.



**You
need**

description



Need DALI driver

Info



For more information on the different solutions compatible with this luminaire, consult the following BIDI codes or on the web www.prilux.es