


















## Specifications (Series luminaires)

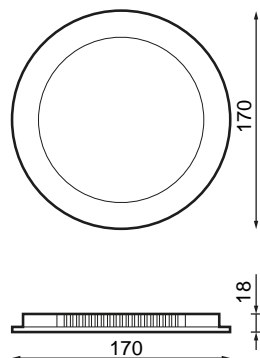
	<b>Electrical isolation</b>	CCII
	<b>Voltage (V)</b>	230V
<b>Hz</b>	<b>Frecuency (Hz)</b>	50-60Hz
	<b>Power factor (Cos fi)</b>	≥0,9
	<b>Dimming</b>	No
	<b>IP Tightness index</b>	IP20
	<b>Body color</b>	RAL9006
	<b>Diffuser Material</b>	PC-O
	<b>Body</b>	AL
<b>K</b>	<b>Colour temperature</b>	4000K
	<b>CRI Colour rendering index</b>	>80
	<b>Opening angle</b>	120°
	<b>Measures</b>	Ø170x18mm
	<b>Mounting position</b>	Empotrado Techo
	<b>Flux (lm)</b>	984lm
	<b>Lifetime</b>	(L70B50>)35.000h
	<b>Lifetime</b>	(L70B50>)35.000h

## References



	W	$\phi_{LUM}$	K				
482936	12W	984lm	4000K	>80	Grey 9006	Ø170x18mm	No

## Dimensions



## Photometry



---

**On request**

---



Emergency kit 1h (Except 24W)



Regulation 1-10V

---

**Solutions**

---

S



**CTE  
Pack**

---

**description**



Regulation for the contribution of natural light to comply with the requirements of the CTE. Independent control of two lines of dimmable DALI luminaires with sensor to install in a luminaire or surface box. Preconfigured for easy operation.



**BLUETOOTH  
Pack**

---

**description**



Device that enables DALI luminaire control through any Bluetooth® terminal via free APP that offers us control of flow regulation, color, scene configuration, behavior linked to schedules.



**You  
need**

---

**description**



Need DALI driver

---

**Info**



For more information on the different solutions compatible with this luminaire, consult the following BIDI codes or on the web [www.prilux.es](http://www.prilux.es)