












Specifications (Series luminaires)


	Electrical isolation	CCI
	Voltage (V)	100-240V
Hz	Frecuency (Hz)	50-60Hz
	Power factor (Cos fi)	≥0,9
	Dimming	No

	IP Tightness index	IP67
	IK Impact resistance	IK09
	Body color	Inox
	Body	PVC
	Frame	FE INOX







K	Colour temperature	4000K
	CRI Colour rendering index	70cromatica

	Measures	Ø130x95,5mm
	Static load	2.000kg

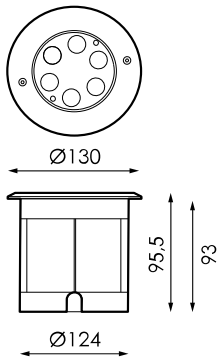
	Flux (lm)	583lm
---	------------------	-------

	Lifetime	(L70B50>)50.000h
	Lifetime	(L70B50>)50.000h

References

	W	ϕ_{LUM}	K					
483605	6W	583lm	4000K	Stainless Steel	70cromatica	(L70B50>)50.0 00h	(L70B50>)50.0 00h	$\varnothing 130 \times 95,5 \text{mm}$

Dimensions



Photometry

