




MADE IN SPAIN  
Design by PRILUX



## Applications



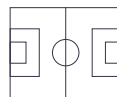
Facades



Industrial Zones



Industrial



Sports grounds



Monuments





















Car parks

## Certifications



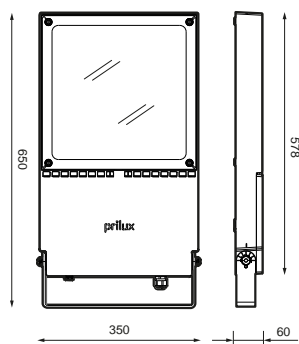
## Specifications (Series luminaires)

	<b>Voltage (V)</b>	220-240V
Hz	<b>Frecuency (Hz)</b>	50-60Hz
	<b>Current (A)</b>	500mA
$\phi$	<b>Power factor (Cos fi)</b>	0.96
	<b>LED number</b>	300
	<b>Dimming</b>	No
	<b>IP Tightness index</b>	IP66
	<b>IK Impact resistance</b>	IK09
	<b>Body color</b>	9007
	<b>Body</b>	AL iap
K	<b>Colour temperature</b>	4000K
	<b>CRI Colour rendering index</b>	70cromatica
	<b>Optical</b>	S090I2P






	<b>Measures</b>	650x350x60mm
	<b>Weight</b>	11.5Kg
	<b>Wind Resistance</b>	0,2m2
	<b>Operating temperature</b>	50°C
	<b>Surges protection</b>	No
	<b>Flux (lm)</b>	23826lm
	<b>Electrical isolation</b>	CCI
	<b>Lifetime</b>	L70B10>100.000h

Prilux guarantees a  $\pm 10\%$  tolerance in light flux measurements.

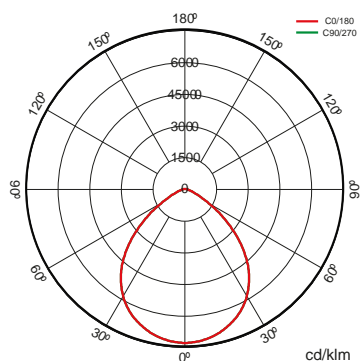
## Dimensions




## References

	$W_{LED}$	W		$\phi$	$\phi_{LED}$	$\phi_{LUM}$	$\phi/W$			
<b>520058</b>	140W	149,9W	500mA	28115lm	27386lm	23826lm	159lm/W	300	S090I2P	No

## Photometry



## On request



Class II

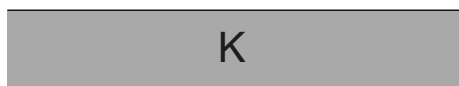


Double Level with Line of Command



Available RAL colors (Consult)

5N



>70 2.700K

>70 5.000K

>80 3.000K

>80 4.000K

>80 4.000K

>70 2.700K



S025I2P



S055I2P

VA11I2P

VA12I2P

## Light packages



			PCA	722	727	730	827	830	840	
W			$\phi_{LUM}$ $\phi/W$	$\phi_{LUM}$ $\phi/W$	$\phi_{LUM}$ $\phi/W$	$\phi_{LUM}$ $\phi/W$	$\phi_{LUM}$ $\phi/W$	$\phi_{LUM}$ $\phi/W$	$\phi_{LUM}$ $\phi/W$	
<b>149,9W</b>	300	500mA					22.909lm m	153lm/W	23.131lm 154lm/W	18.175lm 121lm/W

## Accessories



**515832**

ACCESSORY  
PARALUMEN  
NANTES XL RAL9005T

---

## Solutions

---

S



### Cora Manager

---

#### description



Lighting management in the electrical panel that allows group control of the luminaires connected to the control center via the power line (CMR) without additional wiring

---

#### Info



For more information on the different solutions compatible with this luminaire, consult the following BIDI codes or on the web [www.prilux.es](http://www.prilux.es)