

















Specifications (Series luminaires)

	Voltage (V)	220-240V
	Frecuency (Hz)	50-60Hz
	Power factor (Cos fi)	>0,9
	Dimming	No
	Bushing type	E27
	IP Tightness index	IP64
	Colour temperature	3.000K
	CRI Colour rendering index	>80
	Opening angle	330°
	Measures	70x206mm
	Operating temperature	-10°C~+35 °C
	Flux (lm)	3.333lm
	Lifetime	(L70B50>) 50.000h
	CEE Energy classification	E

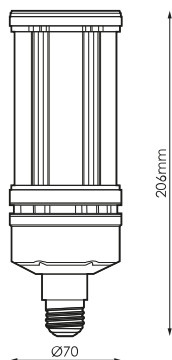


References



	W	ϕ	ϕ_{LUM}	K	\leftrightarrow
521383	27W	>0,9	3.333lm	3.000K	70x206mm

Dimensions



Photometry



Info



The working ambient temperature can not exceed 50°C in any case, therefore, it is not advisable to use these bulbs in closed luminaires where these temperatures can be overcome, since the useful life of the product can be significantly reduced. Lack of ventilation or sufficient air volume raises the temperature above the limits of product use.