

















Specifications (Series luminaires)

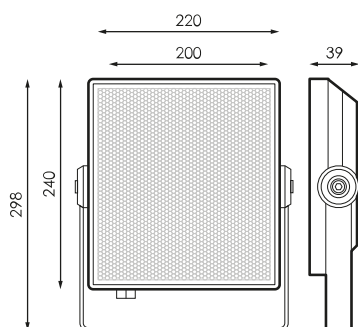
	Electrical isolation	CI
	Voltage (V)	230V
	Frecuency (Hz)	50-60Hz
	IP Tightness index	IP65
	Body color	Canvas grey
	Diffuser Material	PC-P
	Body	AL
	Colour temperature	3.000K
	CRI Colour rendering index	>80
	Opening angle	100°
	Measures	298x220x39mm
	Operating temperature	-5°C~+35 °C
	Flux (lm)	4.318lm
	Lifetime	(L70B50>) 25.000h

References

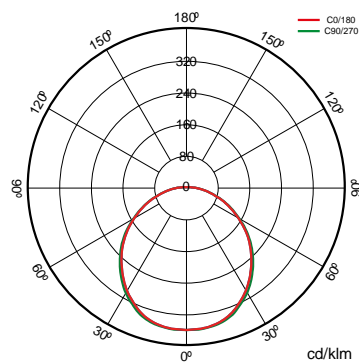


	W	ϕ_{LUM}	K		
534611	50W	4.318lm	3.000K	Canvas gray	298x220x39mm

Dimensions



Photometry



Info



Until end of stock