














## Specifications (Series luminaires)

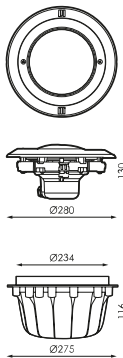
	<b>Electrical isolation</b>	CIII
	<b>Voltage (V)</b>	12V acV
<b>Hz</b>	<b>Frecuency (Hz)</b>	50-60Hz
	<b>Dimming</b>	No
	<b>IP Tightness index</b>	IP68
	<b>IK Impact resistance</b>	IK08
	<b>Body color</b>	White
	<b>Body</b>	ABS
<b>K</b>	<b>Colour temperature</b>	5.000K
	<b>Opening angle</b>	100°
	<b>Measures</b>	Ø280x130mm
	<b>Flux (lm)</b>	1.793lm
	<b>Lifetime</b>	(L70B50>) 50.000h

## References



	W		$\phi_{LUM}$	K	
<b>539104</b>	20W	1650mA	1.793lm	5.000K	Ø280x130mm

## Dimensions



## Photometry



---

## Accessories

---



---

**534062**

---

TRANSFORMER  
300W 12VAC IP65



---

**534352**

---

TRANSFORMER  
500W 12VAC IP65

## Info



Possibility of changing lamps with up pool. Through a rolled up inside the niche cable can remove the lamp out of the water so you can change it without draining the pool. Maximum depth of installation is 2 meters.