



















## Specifications (Series luminaires)

	<b>Electrical isolation</b>	CII
	<b>Voltage (V)</b>	100-240V
<b>Hz</b>	<b>Frecuency (Hz)</b>	50-60Hz
	<b>Power factor (Cos fi)</b>	≥0,5
	<b>Dimming</b>	No
	<b>IP Tightness index</b>	IP20
	<b>Body color</b>	9006
	<b>Diffuser Material</b>	PC-T
	<b>Body</b>	AL
<b>K</b>	<b>Colour temperature</b>	4.000K
	<b>CRI Colour rendering index</b>	≥80
	<b>Opening angle</b>	35°
	<b>Measures</b>	Ø90x44mm
	<b>Mounting position</b>	Empotrado Techo
	<b>Inclination</b>	25°
	<b>Operating temperature</b>	-5 +35
	<b>Flux (lm)</b>	573lm
	<b>Lifetime</b>	(L70B50>)15.000h

## References



	W	$\phi_{LUM}$	K					
<b>545556</b>	6,5W	573lm	4.000K	≥80	Grey 9006	Ø74	Ø90x44mm	No

## Dimensions



## Photometry

