













## Especificaciones (Luminarias de Serie)

|                                                                                   |                              |         |
|-----------------------------------------------------------------------------------|------------------------------|---------|
|  | <b>Aislamiento eléctrico</b> | CII     |
|  | <b>Tensión (V)</b>           | 230V    |
| <b>Hz</b>                                                                         | <b>Frecuencia (Hz)</b>       | 50-60Hz |

|                                                                                   |                                  |        |
|-----------------------------------------------------------------------------------|----------------------------------|--------|
|  | <b>IP Índice de estanqueidad</b> | IP20   |
|  | <b>Color cuerpo</b>              | Blanco |
|  | <b>Difusor</b>                   | PC-O   |
|  | <b>Cuerpo</b>                    | AL     |

|                                                                                   |                             |        |
|-----------------------------------------------------------------------------------|-----------------------------|--------|
| <b>K</b>                                                                          | <b>Temperatura de color</b> | 4.000K |
|  | <b>Ángulo de apertura</b>   | 160°   |





|                                                                                     |                            |               |
|-------------------------------------------------------------------------------------|----------------------------|---------------|
|  | <b>Dimensiones</b>         | 1.185x24x38mm |
|  | <b>Posición de montaje</b> | Superficie    |
|  | <b>Empalmable</b>          | Si            |
|  | <b>Alimentación</b>        | Incluida      |

|                                                                                     |                            |         |
|-------------------------------------------------------------------------------------|----------------------------|---------|
|  | <b>Flujo luminoso (lm)</b> | 1.925lm |
|-------------------------------------------------------------------------------------|----------------------------|---------|

|                                                                                     |                  |                    |
|-------------------------------------------------------------------------------------|------------------|--------------------|
|  | <b>Vida útil</b> | (L70B50->) 30.000h |
|-------------------------------------------------------------------------------------|------------------|--------------------|

## Referencias

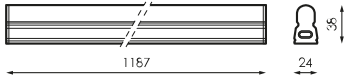


|  | W   | $\phi_{LUM}$ | K      |  |  |  |
|-----------------------------------------------------------------------------------|-----|--------------|--------|------------------------------------------------------------------------------------|-------------------------------------------------------------------------------------|-------------------------------------------------------------------------------------|
| <b>548663</b>                                                                     | 18W | 1.925lm      | 4.000K | Blanco                                                                             | 1.185x24x38mm                                                                       | Si                                                                                  |

## Dimensiones



## Fotometría



---

## Accesorios

---



---

**548717**

---

KIT ACCESORIOS  
SLIMLINE LED AVANT