



MADE IN SPAIN  
Design by PRILUX



## Applications



Roads



Residential Areas



Pedestrian Zones












## Certifications










Car parks



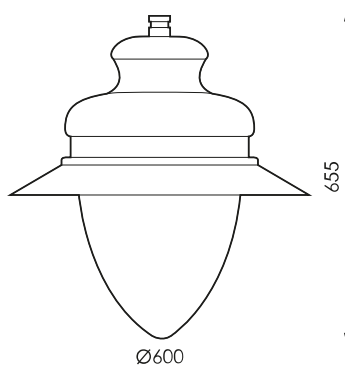
## Specifications (Series luminaires)

	<b>Voltage (V)</b>	220-240V
Hz	<b>Frecuency (Hz)</b>	50-60Hz
	<b>Current (A)</b>	500mA
$\phi$	<b>Power factor (Cos fi)</b>	0.94
	<b>LED number</b>	12
	<b>Dimming</b>	8N - DALI
	<b>Comm. Prot. for reprogr.</b>	CMR
	<b>IP Tightness index</b>	IP65
	<b>IK Impact resistance</b>	IK08
	<b>Diffuser Material</b>	PC-T
	<b>Body</b>	AL iap
K	<b>Colour temperature</b>	3.000K
	<b>CRI Colour rendering index</b>	>70
	<b>Optical</b>	VA00LIM




	<b>Measures</b>	Ø600x655mm
	<b>Weight</b>	10Kg
	<b>Wind Resistance</b>	0,282m2
	<b>Mounting</b>	Arm Mount
	<b>Operating temperature</b>	-40~+35°C
$\phi_{LUM}$	<b>Flux (lm)</b>	2.600lm
	<b>Electrical isolation</b>	CI
	<b>Lifetime</b>	L90 B10 >200.000h
$\phi/W$	<b>Efficacy</b>	138lm/W

Prilux guarantees a  $\pm 10\%$  tolerance in light flux measurements.

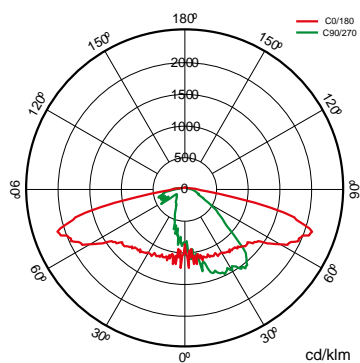
## Dimensions



## References

	$W_{LED}$	W		$\phi$	$\phi_{LED}$	$\phi_{LUM}$	$\phi/W$		K
<b>572279</b>	18W	18,8W	500mA	3.163lm	3.133lm	2.600lm	138lm/W	12	3.000K

## Photometry



## On request



Dali

Double Level with Line of Command

K

PCAmbar

>70 2.700K

>80 3.000K

>80 4.000K



Available RAL colors (Consult)





S150L0M

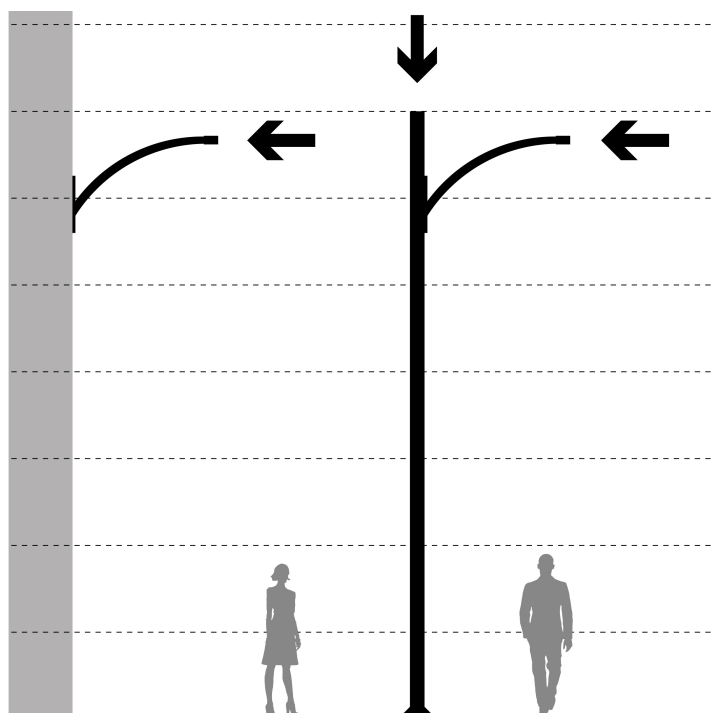
S150L1M

## Light packages



			PCA	722	727	730	827	830	840
W			$\phi_{LUM}$ $\phi/W$	$\phi_{LUM}$ $\phi/W$	$\phi_{LUM}$ $\phi/W$	$\phi_{LUM}$ $\phi/W$	$\phi_{LUM}$ $\phi/W$	$\phi_{LUM}$ $\phi/W$	$\phi_{LUM}$ $\phi/W$
<b>18,8W</b>	12	500mA	1,42lm 76lm/W	2.101lm 112lm/W	2,479lm 132lm/W	2.600lm 138lm/W	2,238lm 119lm/W	2,238lm 119lm/W	2,358lm 125lm/W

## Mounting



1. Arm Mount

## Technologies



### Overstorm



OVERSTORM technology is designed for those luminaires that normally face electrically aggressive environments. It provides the product with three spheres of protection: In the outer sphere, an independent surge protector suppresses eventual voltage surges, in the intermediate sphere the drivers are prepared to withstand voltage peaks of up to 6 kV and 10kV. In the nuclear sphere, the protection in the LED module is provided both at its input, for small surges that have not been filtered by the external spheres.

### SystemShield



SYSTEMSHIELD technology is designed to guarantee the hours of useful life of luminaires installed in environments where exceeding the maximum operating temperature is possible and even probable. Using thermal probes, the luminaire knows its operating temperature at all times.



### CMR



CMR (CORA MANAGER READY) identifies the prilux luminaires compatible with the CORA MANAGER system that provides the luminaires with control, regulation and programming.



### Cora Manager

#### description



One of the key pieces to achieve the path towards smart cities is lighting. Lighting management systems are advancing by leaps and bounds, prioritizing primary objectives such as service quality, cost reduction and care for the environment. CORA Manager is the control system developed by Prilux that, together with our compatible luminaires that provides intelligent management of public lighting, maintaining harmony between sustainable development and quality of life for citizens, while promoting safety and saving.

#### Info



For more information on the different solutions compatible with this luminaire, consult the following BIDI codes or on the web [www.prilux.es](http://www.prilux.es)

## Info



Includes Optical Group with ENAC tests and ENEC, CB, N certification