














Specifications (Series luminaires)

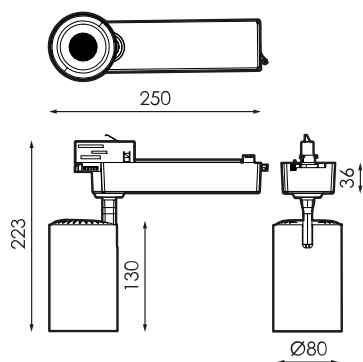
	Electrical isolation	CII
	Voltage (V)	220-240V
Hz	Frecuency (Hz)	50-60Hz
	Power factor (Cos fi)	> 0,9
	IP Tightness index	IP20
	Body color	White
K	Colour temperature	4.000K
	CRI Colour rendering index	>90
	Opening angle	36°
	Measures	Ø80x250x223mm
	Mounting position	Montaje en Carril
	Flux (lm)	3.128lm
	Lifetime	(L70B50>) 30.000h

References

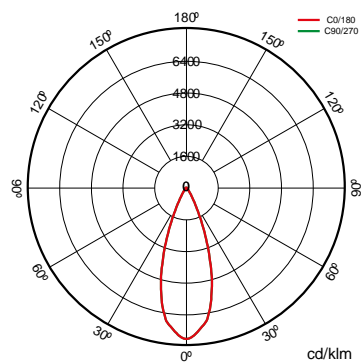


	W	ϕ_{LUM}	K		
580199	27W	3.128lm	4.000K	White	Ø80x250x223mm

Dimensions



Photometry



Accessories



204019

2M WHITE
ELECTRIFIED RAIL



381734

ELECTRIFIED RAIL 1M
WHITE



204071

WHITE RAIL SIDE
ELECTRIC FEEDER



204057

EXT WHITE
CONNECTOR IN "L"
FOR ELECTRICAL
RAIL



204033

EXT WHITE LINEAR
CONNECTOR FOR
ELECTRICAL RAIL



204064

INT WHITE LINEAR
CONNECTOR FOR
ELECTRICAL RAIL



204026

END CAP WHITE RAIL

Info



Three-phase electrified railand accessories in white, black and grey. Adapter for three phase track 250V 6A.