



















Specifications (Series luminaires)

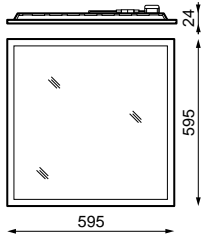
	Electrical isolation	CII
	Voltage (V)	230V
Hz	Frecuency (Hz)	50-60Hz
	Dimming	No
	IP Tightness index	IP20
	IP installed Sealing rating	44
	Body color	White
	Diffuser Material	PS
	Body	FE
K	Colour temperature	6.500K
	CRI Colour rendering index	>80
	Opening angle	120°
	Measures	595x595x20mm
	Mounting position	Empotrar
	Flux (lm)	3.968lm
	Lifetime	(L70B50>) 30.000h

References

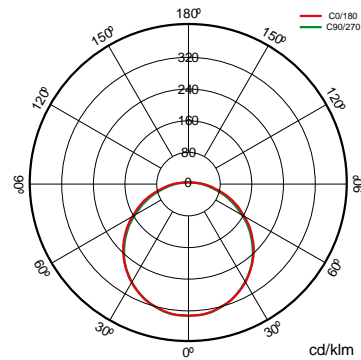


	W_{LED}	W		ϕ_{LED}	ϕ_{LUM}	K		
582094	36W	32W	1000mA	5.271lm	3.968lm	6.500K	575 x 575	No

Dimensions



Photometry



On request



Emergency kit 1h



Dali

Bluetooth

Accessories



964562

FRAME WH
RECESSED PLASTER
SILENT LED 60X60CM



164092

WH SURFACE
DRAWER SILENT
LED 60X60CM



397391

RECESSED CEILING
FRAME HIDDEN
PROFILE SILENT I
60X60



Solutions

S



CTE Pack

description



Regulation for the contribution of natural light to comply with the requirements of the CTE. Independent control of two lines of dimmable DALI luminaires with sensor to install in a luminaire or surface box. Preconfigured for easy operation.



CLASSROOMS Pack

description



Regulation by contribution of natural light and stand alone presence. Lighting control system to meet CTE requirements and optimize energy use by taking advantage of natural light and automatic shutdown in case of absence.

Info



For more information on the different solutions compatible with this luminaire, consult the following BIDI codes or on the web www.prilux.es