

















Specifications (Series luminaires)



	Electrical isolation	CIII
	Voltage (V)	V
	Dimming	No
	IP Tightness index	IP65
	Body	ABS
K	Colour temperature	4.000K
	CRI Colour rendering index	>80
	Measures	230x97x42,7mm
	Mounting position	Superficie Pared
	Flux (lm)	796lm
	Lifetime	(L70B50>) 25.000h

References

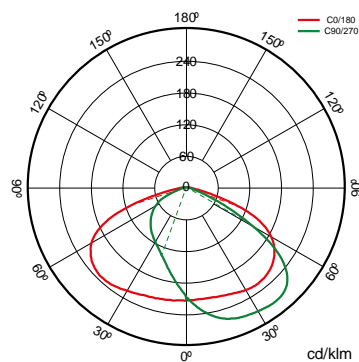
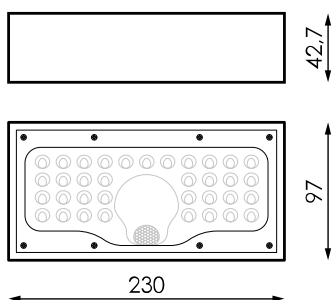


	W	ϕ_{LUM}	K			
590723	6W	796lm	4.000K	>80	(L70B50>) 25.000h	230x97x42,7mm

Dimensions



Photometry



Info



Replaceable battery