

















## Spécifications (Luminaires de la série)

	<b>Isolation électrique</b>	CIII
	<b>Tension D` Alimentation (V)</b>	V
	<b>Atténuation</b>	Non
	<b>Indice d'étanchéité IP</b>	IP65
	<b>Corps</b>	ABS
<b>K</b>	<b>Température de couleur</b>	3.000K
	<b>CRI Indice de rendu des couleurs</b>	>80
	<b>Dimensions</b>	230x97x42,7mm
	<b>Position de montage</b>	Superficie Pared
	<b>Flux (lm)</b>	748lm
	<b>Heures de vie</b>	(L70B50>) 25.000h

**Les références**

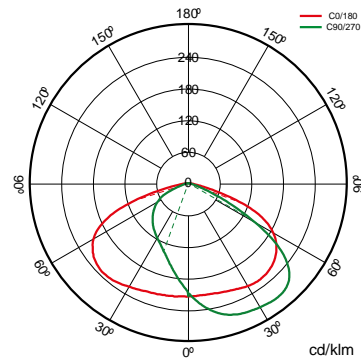
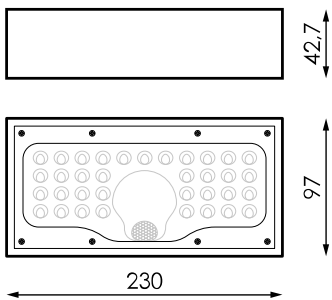


	W	$\phi_{LUM}$	K			
<b>590730</b>	6W	748lm	3.000K	>80	(L70B50>) 25.000h	230x97x42,7mm

**Dimensions**



**Photométrie**



**Info**



Batterie remplaçable