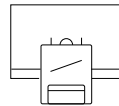




---

**Applications**

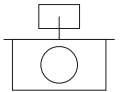
---



**Classrooms**



**Health care**



**Offices**



**Large surfaces**



**Home**



**Hotels**


















**Restaurants**



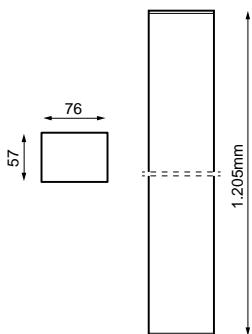
**Retail**

## Specifications (Series luminaires)


	<b>Voltage (V)</b>	220-240V		<b>Measures</b>	1.205x57x76mm
Hz	<b>Frecuency (Hz)</b>	50/60Hz		<b>Weight</b>	0.00212Kg
	<b>Current (A)</b>	500mA		<b>Mounting position</b>	Surface Wall,Suspended
$\phi$	<b>Power factor (Cos fi)</b>	>0,9		<b>Operating temperature</b>	-20°C ~ +45°C
	<b>Dimming</b>	No		<b>Flux (lm)</b>	3,350lm
	<b>IP Tightness index</b>	IP20		<b>Electrical isolation</b>	CI
	<b>IK Impact resistance</b>	IK02		<b>Lifetime</b>	L70>50000h
	<b>Diffuser Material</b>	PC			
	<b>Body</b>	AL			
K	<b>Colour temperature</b>	3000K-4000K			
	<b>CRI Colour rendering index</b>	>80			

Prilux guarantees a  $\pm 10\%$  tolerance in light flux measurements.

## Dimensions



## References

	W		$\phi_{LUM}$	$\Delta$	K		
<b>628013</b>	32W	500mA	3350lm	100°	3000K 4000K	1.205x57x76mm	>80

## On request



Emergency kit 3h (mod. 1x/2x  
1.200mm/1.500mm)



Dali

## Accessories



**662895**

ACCESORIO DE  
SUSPENSION LYNX  
PRO



**662901**

ACC. DE  
SUSPENSION CON  
ALIMENTACION LYNX




**700269**

ACCESORIO  
CONEXION LINEAL  
ADOSADO LYNX PRO



**700276**

ACCESORIO  
CONEXION LINEAL  
SUSPENSION LYNX



---

**700283**

---

ACCESORIO  
CONEXION L LYNX  
PRO OPAL R9016



---

**700306**

---

ACCESORIO  
CONEXION X LYNX  
PRO OPAL+PRISM



---

**700320**

---

ACCESORIO  
CONEXION T LYNX  
PRO OPAL+PRISM



---

**700344**

---

ACCESORIO  
ANCLAJE A PARED  
LYNX PRO R9016