

















Specifications (Series luminaires)

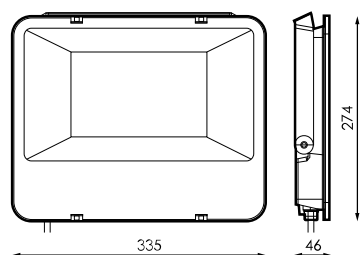
	Electrical isolation	CCI
	Voltage (V)	220-240V
Hz	Frecuency (Hz)	50-60Hz
	Power factor (Cos fi)	>0,9
	IP Tightness index	IP65
	IK Impact resistance	IK06
	Body color	RAL7045
	Diffuser Material	VT-T
	Body	Al
K	Colour temperature	5000K
	CRI Colour rendering index	>80
	Opening angle	100°
	Measures	0mm
	Mounting position	Superficie
	Flux (lm)	21115lm
	Lifetime	(L70B50>)25.000h

References



	W	ϕ_{LUM}	K		
647977	150W	21115lm	5000K	Dark gray	0mm

Dimensions



Photometry



Info



Hasta fin de existencias