

















## Specifications (Series luminaires)



|   |                                   |                  |
|---|-----------------------------------|------------------|
|    | <b>Electrical isolation</b>       | CII              |
|    | <b>Voltage (V)</b>                | 230V             |
| <b>Hz</b>   | <b>Frecuency (Hz)</b>             | 50/60Hz          |
|    | <b>Power factor (Cos fi)</b>      | ≥0,5             |
|    | <b>Dimming</b>                    | Yes              |
|    | <b>Bushing type</b>               | E27              |
|    | <b>IP Tightness index</b>         | IP20             |
|    | <b>Body color</b>                 | White            |
| <b>K</b>  | <b>Colour temperature</b>         | 4000K            |
|   | <b>CRI Colour rendering index</b> | >80              |
|  | <b>Opening angle</b>              | 220°             |
|  | <b>Measures</b>                   | 0x0x0mm          |
|  | <b>Operating temperature</b>      | -5°C ~ +35°C     |
|  | <b>Flux (lm)</b>                  | 1,039lm          |
|  | <b>Lifetime</b>                   | (L70B50>)15.000h |
|  | <b>Lifetime</b>                   | (L70B50>)15.000h |

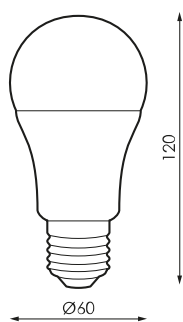


### References



|               | W     | $\phi$     | $\phi_{LUM}$ | K              | $\leftrightarrow$ |
|---------------|-------|------------|--------------|----------------|-------------------|
| <b>648158</b> | 10,5W | $\geq 0,5$ | 1039lm       | 4000K<br>4000K | 0x0x0mm           |

### Dimensions



### Photometry

