

















Specifications (Series luminaires)



	Electrical isolation	CCI
	Voltage (V)	220-240V
	Dimming	No
	IP Tightness index	IP66
	IK Impact resistance	IK08
	Body color	RAL9007
	Diffuser Material	PC-T
	Body	AL iap
K	Colour temperature	4000K
	CRI Colour rendering index	>70
	Measures	529x191x76mm
	Operating temperature	-20°C~+50°C
	Flux (lm)	3800lm
	Lifetime	L70B50 >50.000h

References



	W	ϕ_{LED}	ϕ_{LUM}	K
650403	30W	4500lm	3800lm	4000K

Dimensions



Photometry

