

























## Specifications (Series luminaires)

	<b>Electrical isolation</b>	CII
	<b>Voltage (V)</b>	V
<b>Hz</b>	<b>Frecuency (Hz)</b>	50/60Hz
	<b>Power factor (Cos fi)</b>	>0,9
	<b>Dimming</b>	No
	<b>IP Tightness index</b>	IP20
	<b>IP installed Sealing rating</b>	IP44
	<b>Body color</b>	CABLE BLANCO
	<b>Diffuser Material</b>	PMMA-O
	<b>Body</b>	AL
<b>K</b>	<b>Colour temperature</b>	4000K
	<b>CRI Colour rendering index</b>	>80
	<b>Opening angle</b>	110°
	<b>UGR</b>	NO
	<b>Measures</b>	530x191x77mm
	<b>Mounting position</b>	Recessed Ceiling
	<b>Cut dimensions</b>	275 x 1175
	<b>Operating temperature</b>	-20°C ~ +40°C
	<b>Flux (lm)</b>	4,000lm
	<b>Lifetime</b>	(L70B50>)50.000h

## References

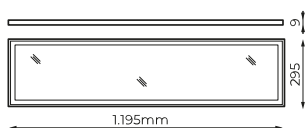


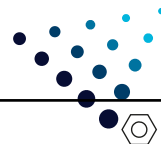
	$W_{LED}$	W		$\phi$	$\phi_{LUM}$	K		
<b>679633</b>	36W	40W	1000mA	>0,9	4000lm	4000K	275 x 1175	No

## Dimensions



## Photometry






**207591**

FRAME BL RECESS  
PLASTER SILENT LED  
120X30CM



**207874**

WH SURFACE  
DRAWER SILENT  
LED 120X30CM



**472500**

SUSPENSION KIT  
1.5M SILENT LED (4  
UNITS)



**484039**

WH SURFACE  
DRAWER SILENT  
LED I 30X120X4,8CM