













Especificaciones (Luminarias de Serie)


| | | |
|---|------------------------------------|---------|
|  | Aislamiento eléctrico | CII |
|  | Tensión (V) | V |
| Hz | Frecuencia (Hz) | 50/60Hz |
|  | Factor de potencia (Cos fi) | >0,9 |
|  | Regulación | No |

| | | |
|---|----------------------------------|--------|
|  | IP Índice de estanqueidad | IP20 |
|  | IP Luminaria Instalada | IP44 |
|  | Color cuerpo | Blanco |
|  | Difusor | PMMA-O |
|  | Cuerpo | AL |

| | | |
|---|--------------------------------------|-------|
| K | Temperatura de color | 6500K |
|  | CRI Índice de repr. cromática | >80 |
|  | Ángulo de apertura | 110° |
|  | UGR | NO |

| | | |
|---|----------------------------|-----------------|
|  | Dimensiones | 530x191x77mm |
|  | Posición de montaje | Empotrado Techo |
|  | Dimensiones corte | 275 x 1175 |

| | | |
|---|--------------------------------|---------------|
|  | Temp. de funcionamiento | -20°C ~ +40°C |
|---|--------------------------------|---------------|

| | | |
|---|----------------------------|---------|
|  | Flujo luminoso (lm) | 4.000lm |
|---|----------------------------|---------|

| | | |
|---|------------------|------------------|
|  | Vida útil | (L70B50>)50.000h |
|---|------------------|------------------|

Referencias

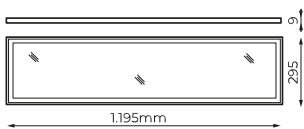


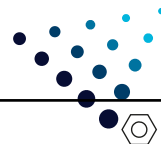
| | W _{LED} | W | | ϕ | ϕ_{LUM} | K | | |
|---------------|------------------|-----|--------|--------|--------------|-------|------------|----|
| 679640 | 36W | 40W | 1000mA | >0,9 | 4000lm | 6500K | 275 x 1175 | No |

Dimensiones



Fotometría






207591

MARCO BL
EMPOTRAR
ESCAJOLA SILENT



207874

CAJON BL
SUPERFICIE SILENT
LED 120X30CM



472500

KIT SUSPENSION
1,5M SILENT LED (4
UDS)



484039

CAJON BL
SUPERFICIE SILENT
LED I 30X120X4,3CM