












## Specifications (Series luminaires)

	<b>Electrical isolation</b>	CI
	<b>Voltage (V)</b>	230V
<b>Hz</b>	<b>Frecuency (Hz)</b>	50-60Hz
	<b>IP Tightness index</b>	IP20
	<b>Body color</b>	White
	<b>Body</b>	FE
	<b>Measures</b>	1.525x50x35mm
	<b>Mounting position</b>	Superficie
	<b>Linkable</b>	No
	<b>Operating temperature</b>	-5 +35

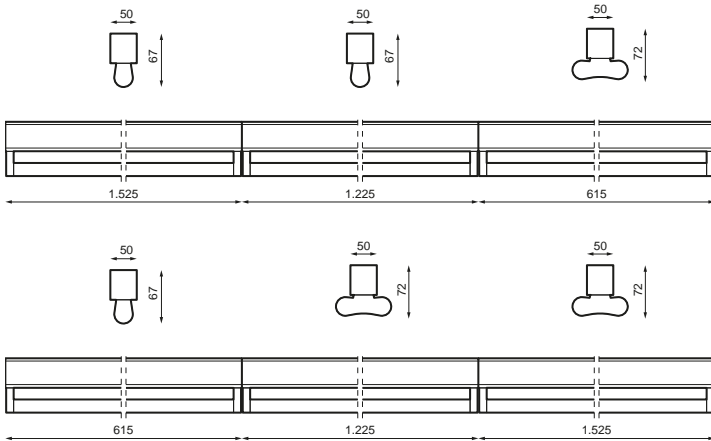


## References



	W			
<b>233125</b>	1xW	White	615x50x35mm	No
<b>233132</b>	1xW	White	1.225x50x35mm	No
<b>233149</b>	1xW	White	1.525x50x35mm	No
<b>233156</b>	2xW	White	615x50x35mm	No
<b>233163</b>	2xW	White	1.225x50x35mm	No
<b>233170</b>	2xW	White	1.525x50x35mm	No

## Dimensions



## Photometry



## Info



Not included tube

---

## On request

---



Tube connection by both extremes and connection to one end without polarity.

---