



















Specifications (Series luminaires)

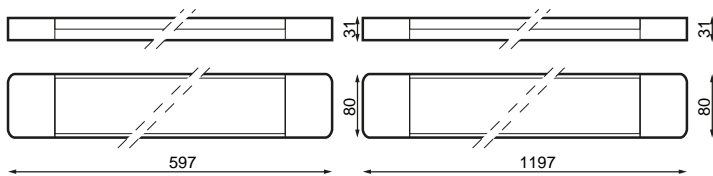
	Electrical isolation	CI
	Voltage (V)	230V
Hz	Frecuency (Hz)	50-60Hz
	IP Tightness index	IP20
	Body color	White
	Diffuser Material	PC-O
	Body	AL
K	Colour temperature	4.000K/4.000K
	Opening angle	120°
	Measures	597x80x31mm
	Mounting position	Superficie
	Linkable	No
	Flux (lm)	2.157lm
	Lifetime	(L70B50>) 25.000h

References

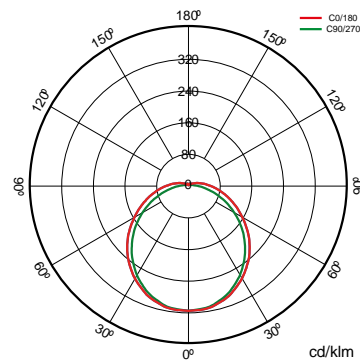


	W	ϕ_{LUM}	K			
441926	20W	2.157lm	4.000K	White	597x80x31mm	No
441933	35W	3.956lm	4.000K	White	1.197x80x31mm	No

Dimensions



Photometry



Info



Not suitable for your exposure to uva rays.