















Specifications (Series luminaires)





	Electrical isolation	CCII
	Voltage (V)	230V
Hz	Frecuency (Hz)	50-60Hz
	Power factor (Cos fi)	Hasta $\geq 0,9$
	Dimming	No

	IP Tightness index	IP20
	Body color	RAL9006
	Diffuser Material	PC-O
	Body	AL

K	Colour temperature	3000K-6500K
	CRI Colour rendering index	>80
	Opening angle	120°

	Measures	Ø170x18mm
	Mounting position	Empotrado Techo

	Flux (lm)	984lm
---	------------------	-------

	Lifetime	(L70B50>)35.000h
	Lifetime	(L70B50>)35.000h

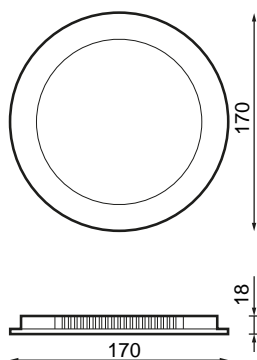


References



	W	ϕ_{LUM}	K				
482905	12W	929lm	3000K	>80	White	Ø170x18mm	No
482912	12W	984lm	4000K	>80	White	Ø170x18mm	No
482929	12W	929lm	3000K	>80	Grey 9006	Ø170x18mm	No
482936	12W	984lm	4000K	>80	Grey 9006	Ø170x18mm	No
643306	12W	1.034lm	6500K	>80	Grey 9006	Ø170x18mm	No

Dimensions



Photometry



On request



Emergency kit 1h (Except 24W)



Regulation 1-10V



Solutions

S



CTE Pack

description



Regulation for the contribution of natural light to comply with the requirements of the CTE. Independent control of two lines of dimmable DALI luminaires with sensor to install in a luminaire or surface box. Preconfigured for easy operation.



BLUETOOTH Pack

description



Device that enables DALI luminaire control through any Bluetooth® terminal via free APP that offers us control of flow regulation, color, scene configuration, behavior linked to schedules.



You need

description



Need DALI driver

Info



For more information on the different solutions compatible with this luminaire, consult the following BIDI codes or on the web www.prilux.es