


















Specifications (Series luminaires)

	Electrical isolation	CCII
	Voltage (V)	230V
Hz	Frecuency (Hz)	50-60Hz
	Power factor (Cos fi)	Hasta $\geq 0,9$
	Dimming	No
	IP Tightness index	IP20
	Body color	White
	Diffuser Material	PC-O
	Body	AL
K	Colour temperature	3000K-6500K
	CRI Colour rendering index	>80
	Opening angle	120°
	Measures	Ø90x18mm
	Mounting position	Empotrado Techo
	Flux (lm)	338lm
	Lifetime	(L70B50>)35.000h
	Lifetime	(L70B50>)35.000h

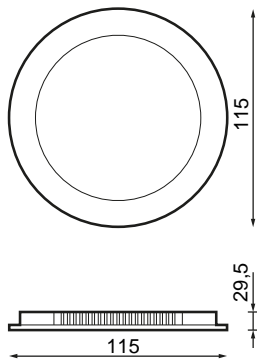


References



	W	ϕ_{LUM}	K				
482820	6W	338lm	3000K	>80	White	Ø90x18mm	No
482837	6W	359lm	4000K	>80	White	Ø90x18mm	No
482844	6W	338lm	3000K	>80	Grey 9006	Ø90x18mm	No
482851	6W	359lm	4000K	>80	Grey 9006	Ø90x18mm	No
643320	6W	409lm	6500K	>80	Grey 9006	Ø90x18mm	No

Dimensions



Photometry



On request



Emergency kit 1h (Except 24W)



Regulation 1-10V



Solutions

S



CTE Pack

description



Regulation for the contribution of natural light to comply with the requirements of the CTE. Independent control of two lines of dimmable DALI luminaires with sensor to install in a luminaire or surface box. Preconfigured for easy operation.



BLUETOOTH Pack

description



Device that enables DALI luminaire control through any Bluetooth® terminal via free APP that offers us control of flow regulation, color, scene configuration, behavior linked to schedules.



You need

description



Need DALI driver

Info



For more information on the different solutions compatible with this luminaire, consult the following BIDI codes or on the web www.prilux.es