
















## Specifications (Series luminaires)



	<b>Electrical isolation</b>	CII
	<b>Voltage (V)</b>	V
<b>Hz</b>	<b>Frecuency (Hz)</b>	50/60Hz
	<b>Power factor (Cos fi)</b>	Hasta $\geq 0,9$
	<b>Dimming</b>	No

	<b>IP Tightness index</b>	IP20
	<b>IP installed Sealing rating</b>	IP40
	<b>Body color</b>	White
	<b>Diffuser Material</b>	PMMA-O
	<b>Body</b>	AL

<b>K</b>	<b>Colour temperature</b>	3000K-6500K
	<b>CRI Colour rendering index</b>	>80
	<b>Opening angle</b>	110°
	<b>UGR</b>	NO

	<b>Measures</b>	530x191x77mm
	<b>Mounting position</b>	Recessed Ceiling
	<b>Cut dimensions</b>	575X1175

	<b>Operating temperature</b>	-20°C ~ +35°C
---	------------------------------	---------------

	<b>Flux (lm)</b>	max. 6000lm
---	------------------	-------------

	<b>Lifetime</b>	(L70B50>)50.000h
---	-----------------	------------------



## References

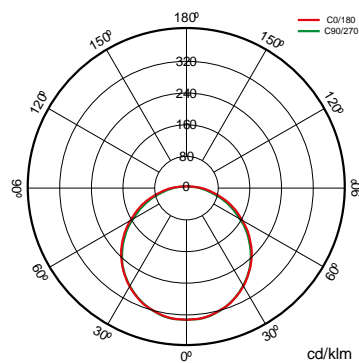
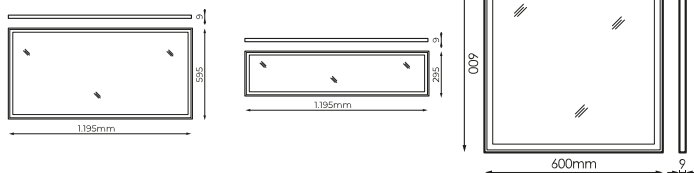



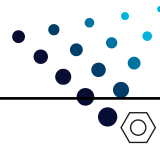
	W <sub>LED</sub>	W		$\phi$	$\phi_{LUM}$	K		
<b>679633</b>	36W	40W	1000mA	>0,9	4000lm	4000K	275 x 1175	No
<b>679640</b>	36W	40W	1000mA	>0,9	4000lm	6500K	275 x 1175	No
<b>404471</b>	40W	43W	1000mA	$\geq$ 0,9	3898lm	4000K	575 x 575	No
<b>404488</b>	40W	43W	1000mA	$\geq$ 0,9	4059lm	6500K	575 x 575	No
<b>404693</b>	40W	43W	1000mA	$\geq$ 0,9	3664lm	3000K	575 x 575	No
<b>679657</b>	56W	60W	1500mA	>0,9	6000lm	4000K	575x1175	No
<b>706049</b>	56W	60W	1500mA	>0,9	6000lm	6500K		No

## Dimensions



## Photometry





**472500**

SUSPENSION KIT  
1.5M SILENT LED (4  
UNITS)



**384070**

WH FRAME RECESS  
PLASTER SILENT LED  
120X60CM



**383806**

WH SURFACE  
DRAWER SILENT  
LED 120X60CM



**207591**

FRAME BL RECESS  
PLASTER SILENT LED  
120X30CM



**207874**

WH SURFACE  
DRAWER SILENT  
LED 120X30CM



**484039**

WH SURFACE  
DRAWER SILENT  
LED I 30X120X4,8CM



**964562**

FRAME WH  
RECESSED PLASTER  
SILENT LED 60X60CM



**164092**

WH SURFACE  
DRAWER SILENT  
LED 60X60CM



**207621**

STEEL CABLE  
SUSPENSION 1M  
HF11ED6EXP 1UN



**397391**

RECESSED CEILING  
FRAME HIDDEN  
PROFILE SILENT I