


















Specifications (Series luminaires)



	Electrical isolation	CIII
	Voltage (V)	12V
	Frecuency (Hz)	50-60Hz
	Power factor (Cos fi)	Hasta $\geq 0,8$
	Dimming	No
	IP Tightness index	IP68
	IK Impact resistance	IK08
	Body color	Inox
	Body	AL
K	Colour temperature	6500k-6500k
	CRI Colour rendering index	>70
	Opening angle	30°
	Measures	80x85x125mm
	Mounting position	Superficie
	Inclination	180°
	Flux (lm)	607lm
	Lifetime	(L70B50>) 30.000h

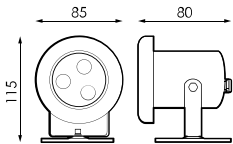


References

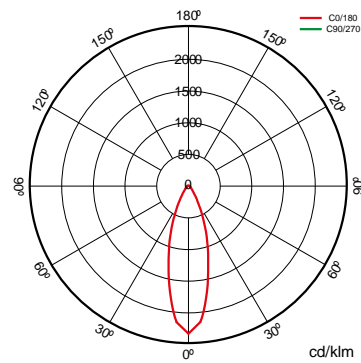


	W	ϕ_{LUM}	K					
234443	6,9W	607lm	6500k	Stainless Steel	>70	(L70B50>) 30.000h	30°	80x85x125mm

Dimensions



Photometry



Accessories



534062

TRANSFORMER
300W 12VAC IP65



534352

TRANSFORMER
500W 12VAC IP65