






















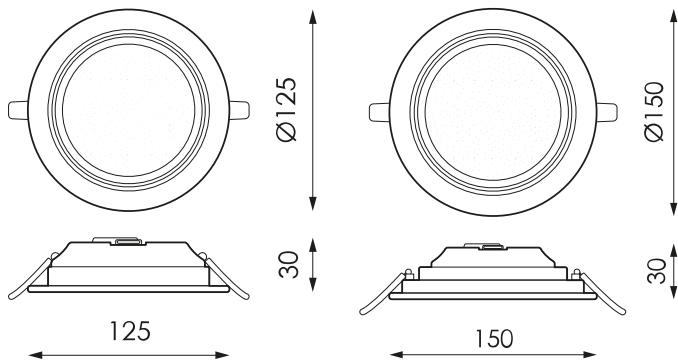
Specifications (Series luminaires)

	Electrical isolation	CII
	Voltage (V)	180-250V
Hz	Frecuency (Hz)	50-60Hz
	Power factor (Cos fi)	Hasta ≥0,9
	Dimming	No
	IP Tightness index	IP20
	Body color	9006
	Diffuser Material	PC-O
	Body	AL
K	Colour temperature	3.000K/4.000K
	CRI Colour rendering index	>80
	Opening angle	120°
	Measures	125x30mm
	Mounting position	Empotrado Techo
	Operating temperature	-5°C~+35 °C
	Flux (lm)	635lm
	Lifetime	(L70B50>) 50.000h

References

	W	ϕ_{LUM}	K					
381536	6W	635lm	4.000K	>80	Grey 9006	100-110	125x30mm	No
381543	6W	609lm	3.000K	>80	Grey 9006	100-110	125x30mm	No
381550	6W	572lm	4.000K	\geq 80	White	\emptyset 100-110	\emptyset 125x30mm	No
381567	6W	609lm	3.000K	>80	White	100-110	125x30mm	No
532174	6W	635lm	4.000K	>80	White	100-110	125x30mm	Yes

Dimensions



Photometry



On request



Emergency kit 2hBajo el campo de configuración se añade solo este texto, en los 4 idiomas definidos

Accessories



532211

DRIVER KENTAU 6W
1-10V



Technologies



CELLTECH



CELLTECH technology is a revolutionary feeding system for luminaires that allow the extraction and exchange of drivers that facilitates and simplifies the installation and mounting of luminaires. CELLTECH drivers are available without regulation and with 1-10V regulation and C-TOUCH.



Solutions

S



CTE Pack

description



Regulation for the contribution of natural light to comply with the requirements of the CTE. Independent control of two lines of dimmable DALI luminaires with sensor to install in a luminaire or surface box. Preconfigured for easy operation.



CLASSROOMS Pack

description



Regulation by contribution of natural light and stand alone presence. Lighting control system to meet CTE requirements and optimize energy use by taking advantage of natural light and automatic shutdown in case of absence.



BLUETOOTH Pack

description



Device that enables DALI luminaire control through any Bluetooth® terminal via free APP that offers us control of flow regulation, color, scene configuration, behavior linked to schedules.

Info



For more information on the different solutions compatible with this luminaire, consult the following BIDI codes or on the web www.prilux.es