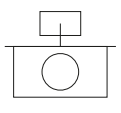
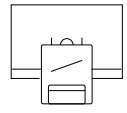




## Applications



Offices



Classrooms



Retail



Home



Large surfaces



Hotels











Restaurants










Health care

## Specifications (Series luminaires)



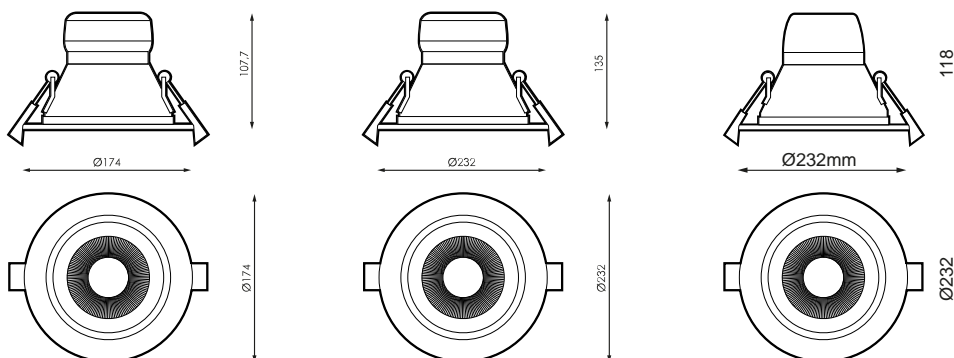
	<b>Voltage (V)</b>	220-240V
Hz	<b>Frecuency (Hz)</b>	50-60Hz
	<b>Current (A)</b>	max.900mA
	<b>Dimming</b>	DALI
	<b>IP Tightness index</b>	IP20
	<b>IK Impact resistance</b>	IK0
	<b>Body color</b>	White
	<b>Diffuser Material</b>	AL-AN
	<b>Body</b>	AL

	<b>Measures</b>	Ø174x88,8mm
	<b>Mounting position</b>	Empotrar
	<b>Flux (lm)</b>	1.697/1.818lm
	<b>Electrical isolation</b>	CII
	<b>Lifetime</b>	L70>40.000h

K	<b>Colour temperature</b>	3.000K/4.000K/3.000K/4.000K
	<b>CRI Colour rendering index</b>	>80
	<b>UGR</b>	UGR <19




Prilux guarantees a ± 10% tolerance in light flux measurements.

## Dimensions

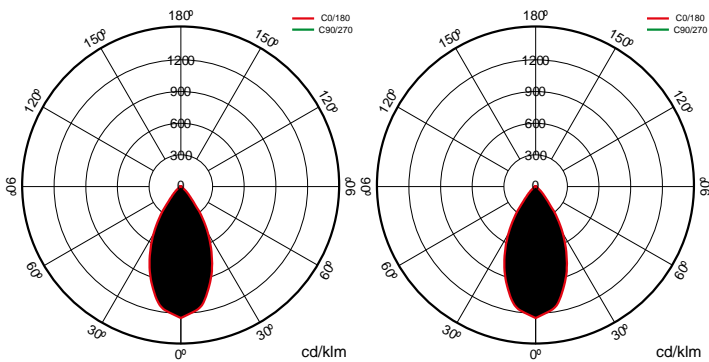


## References

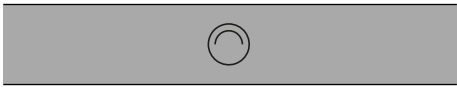


	$W_{LED}$	W		$\phi_{LED}$	$\phi_{LUM}$	$\Delta$	K	
<b>508650</b>	31W	35W	900mA	3.780/4.032lm	2.871/3.185lm	60°	3.000K/4.000K	Ø232x112,8mm
<b>515979</b>	25W	28W	700mA	2.935/3.106lm	2.363/2.517lm	60°	3.000K/4.000K	Ø232x112,8mm
<b>585316</b>	18W	20W	700mA	2.156/2.244lm	1.697/1.818lm	50°	3.000K/4.000K	Ø174x88,8mm
<b>585415</b>	12W	15W	700mA	1.427/1.561lm	1.182/1.249lm	50°	3.000K/4.000K	Ø145x81,8mm

## Photometry




On request



Dali



Bluetooth



Emergency kit





## Solutions

S



### CTE Pack

#### description

Regulation for the contribution of natural light to comply with the requirements of the CTE. Independent control of two lines of dimmable DALI luminaires with sensor to install in a luminaire or surface box. Preconfigured for easy operation.



### CLASSROOMS Pack

#### description

Regulation by contribution of natural light and stand alone presence. Lighting control system to meet CTE requirements and optimize energy use by taking advantage of natural light and automatic shutdown in case of absence.



### Bluetooth package

#### description

Casambi version of our fixtures that enables through any Bluetooth® terminal via free APP that offers the control of flow regulation, color, scene configuration, behavior linked to schedules. Multiple accessories can be configured to work on the same network to unify the control of one or more spaces, being able to create groups, scenes and dynamic sequences to measure. The Bluetooth® device is valid for any DALI luminaire.

#### Info

For more information on the different solutions compatible with this luminaire, consult the following BIDI codes or on the web [www.prilux.es](http://www.prilux.es)

**Info** i

You need DALI drive