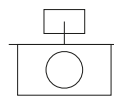
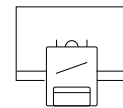




Applications



Offices



Classrooms



Retail



Home



Large surfaces



Hotels













Restaurants








Health care

Specifications (Series luminaires)

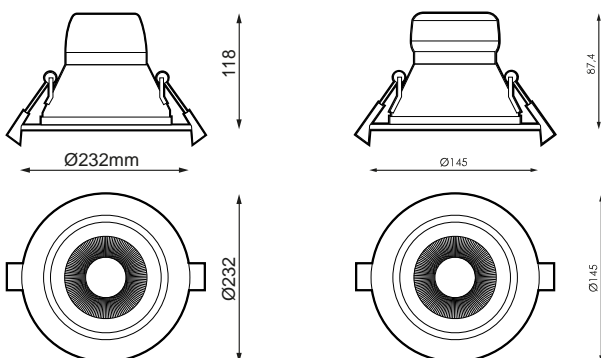


	Voltage (V)	220-240V
Hz	Frecuency (Hz)	50-60Hz
	Current (A)	max.900mA
	Dimming	No
	IP Tightness index	IP20
	IK Impact resistance	IK0
	Body color	White
	Diffuser Material	AL-AN
	Body	AL
K	Colour temperature	3.000K-4.000K
	CRI Colour rendering index	>80
	UGR	UGR <19

	Measures	Ø232x118mm
	Mounting position	Empotrar
	Flux (lm)	2.363lm
	Electrical isolation	CII
	Lifetime	L70>40.000h





Prilux guarantees a ± 10% tolerance in light flux measurements.

Dimensions

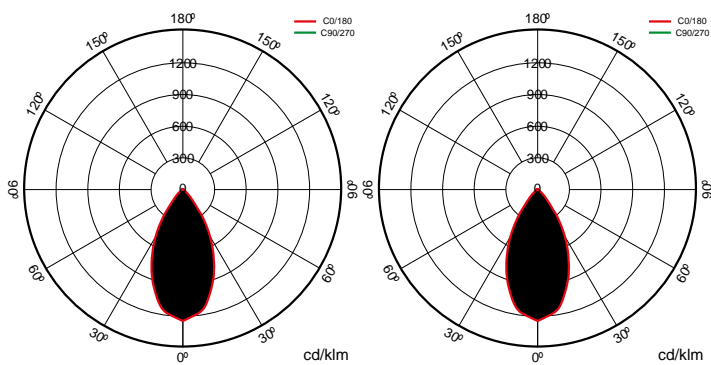


References



	W_{LED}	W		ϕ_{LED}	ϕ_{LUM}	Δ	K		
442077	12W	15W	700mA	1.561lm	1.249lm	50°	4.000K	Ø145x79,5m	>80
469234	12W	15W	700mA	1.427lm	1.182lm	50°	3.000K	Ø145x79,5m	>80
469258	31W	35W	900mA	3.780lm	2.871lm	60°	4.000K	Ø232x118mm	>80
469265	25W	28W	700mA	2.935lm	2.363lm	60°	3.000K	Ø232x118mm	>80

Photometry



On request



Dali

Bluetooth



Emergency kit



Solutions

S



CTE Pack

description

Regulation for the contribution of natural light to comply with the requirements of the CTE. Independent control of two lines of dimmable DALI luminaires with sensor to install in a luminaire or surface box. Preconfigured for easy operation.



CLASSROOMS Pack

description

Regulation by contribution of natural light and stand alone presence. Lighting control system to meet CTE requirements and optimize energy use by taking advantage of natural light and automatic shutdown in case of absence.



Bluetooth package

description

Casambi version of our fixtures that enables through any Bluetooth® terminal via free APP that offers the control of flow regulation, color, scene configuration, behavior linked to schedules. Multiple accessories can be configured to work on the same network to unify the control of one or more spaces, being able to create groups, scenes and dynamic sequences to measure. The Bluetooth® device is valid for any DALI luminaire.


Info

For more information on the different solutions compatible with this luminaire, consult the following BIDI codes or on the web www.prilux.es



Info ⓘ

You need DALI drive

Info	
Until end of stock	