



















Specifications (Series luminaires)



	Electrical isolation	CII
	Voltage (V)	220-240V
Hz	Frecuency (Hz)	50-60Hz
	Power factor (Cos fi)	Hasta $\geq 0,9$
	Dimming	No
	IP Tightness index	IP20
	Body color	Grey
	Diffuser Material	PC-O
	Body	AL
K	Colour temperature	3.000K/4.000K
	CRI Colour rendering index	≥ 80
	Opening angle	25°
	Measures	Ø140x85mm
	Mounting position	Empotrado Techo
	Inclination	24°
	Operating temperature	-5 +35
	Flux (lm)	1733lm
	Lifetime	(L70B50>) 25.000h

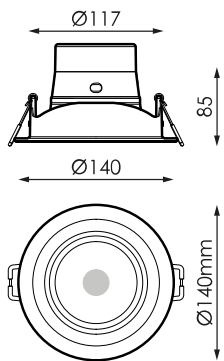


References



	W	ϕ_{LUM}	K					
483483	20W	1733lm	3.000K	≥ 80	White	$\phi 117$	$\phi 140 \times 85 \text{mm}$	No
483490	20W	1811lm	4.000K	≥ 80	White	$\phi 117$	$\phi 140 \times 85 \text{mm}$	No
483568	20W	1733lm	3.000K	≥ 80	Gray	$\phi 117$	$\phi 140 \times 85 \text{mm}$	No
483575	20W	1811lm	4.000K	≥ 80	Gray	$\phi 117$	$\phi 140 \times 85 \text{mm}$	No

Dimensions



Photometry

