

























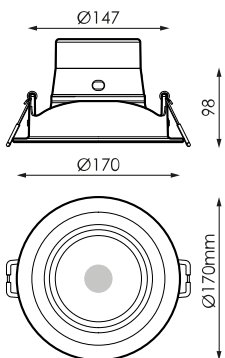
Specifications (Series luminaires)

	Electrical isolation	CII
	Voltage (V)	220-240V
Hz	Frecuency (Hz)	50-60Hz
	Power factor (Cos fi)	Hasta $\geq 0,9$
	Dimming	No
	IP Tightness index	IP20
	Body color	White
	Diffuser Material	PC-O
	Body	AL
K	Colour temperature	3.000K/4.000K
	CRI Colour rendering index	≥ 80
	Opening angle	25°
	Measures	Ø170x98mm
	Mounting position	Empotrado Techo
	Inclination	24°
	Operating temperature	-5 +35
	Flux (lm)	2856lm
	Lifetime	(L70B50>) 25.000h

References

	W	ϕ_{LUM}	K					
483506	30W	2779lm	3.000K	≥ 80	White	$\varnothing 147$	$\varnothing 170 \times 98 \text{mm}$	No
483513	30W	2856lm	4.000K	≥ 80	White	$\varnothing 147$	$\varnothing 170 \times 98 \text{mm}$	No
483582	30W	2779lm	3.000K	≥ 80	Gray	$\varnothing 147$	$\varnothing 170 \times 98 \text{mm}$	No
483599	30W	2856lm	4.000K	≥ 80	Gray	$\varnothing 147$	$\varnothing 170 \times 98 \text{mm}$	No

Dimensions



Photometry