

























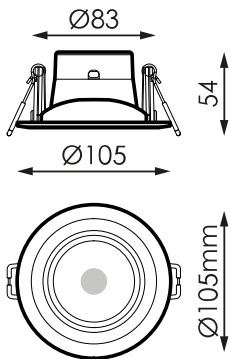
Specifications (Series luminaires)

	Electrical isolation	CII
	Voltage (V)	220-240V
Hz	Frecuency (Hz)	50-60Hz
	Power factor (Cos fi)	Hasta $\geq 0,5$
	Dimming	No
	IP Tightness index	IP20
	Body color	Grey
	Diffuser Material	PC-O
	Body	AL
K	Colour temperature	3.000K/4.000K
	CRI Colour rendering index	≥ 80
	Opening angle	25°
	Measures	Ø105x54mm
	Mounting position	Empotrado Techo
	Inclination	24°
	Operating temperature	-5 +35
	Flux (lm)	916lm
	Lifetime	(L70B50>) 25.000h

References

	W	ϕ_{LUM}	K					
483469	9W	842lm	3.000K	≥ 80	White	$\varnothing 83$	$\varnothing 105 \times 54 \text{mm}$	No
483476	9W	916lm	4.000K	≥ 80	White	$\varnothing 83$	$\varnothing 105 \times 54 \text{mm}$	No
483544	9W	842lm	3.000K	≥ 80	Gray	$\varnothing 83$	$\varnothing 105 \times 54 \text{mm}$	No
483551	9W	916lm	4.000K	≥ 80	Gray	$\varnothing 83$	$\varnothing 105 \times 54 \text{mm}$	No

Dimensions



Photometry