










## Specifications (Series luminaires)

	<b>Voltage (V)</b>	220-240V
	<b>Power factor (Cos fi)</b>	Hasta $\geq 0,9$
	<b>Dimming</b>	No
	<b>IP Tightness index</b>	IP20
	<b>Measures</b>	600x600mm
	<b>Mounting position</b>	Empotrado Techo
	<b>Electrical isolation</b>	CCII
	<b>Lifetime</b>	(L70B50>)50.000h
	<b>Lifetime</b>	(L70B50>)50.000h

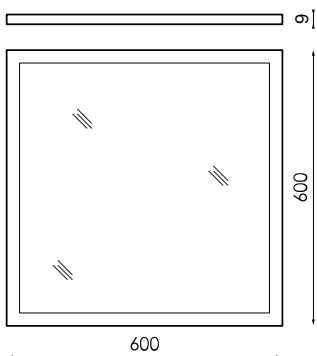


## References

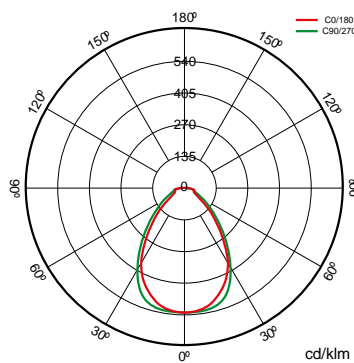


	$W_{LED}$	W	$\phi_{LED}$	
<b>470742</b>	36W	40W	4953lm	No
<b>470759</b>	36W	40W	4316lm	No
<b>470766</b>	36W	40W	4953lm	Yes
<b>561167</b>	36W	40W	-lm	No
<b>587365</b>	-	40W	-lm	No

## Dimensions



## Photometry



---

## On request

---



Emergency kit 1h



Dali-Bluetooth