















Specifications (Series luminaires)



	Electrical isolation	CI
	Voltage (V)	230V
Hz	Frecuency (Hz)	50-60Hz
	Power factor (Cos fi)	Hasta $\geq 0,9$
	Body color	White
	Diffuser Material	PMMA-O
	Body	AL
K	Colour temperature	4.000K/4.000K
	Opening angle	120°
	Measures	1.213x120x31mm
	Mounting position	Superficie
	Linkable	No
	Flux (lm)	5.429lm
	Lifetime	(L70B50>) 25.000h

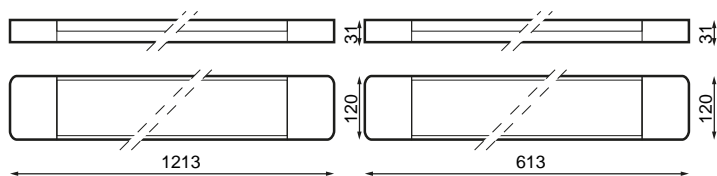


References

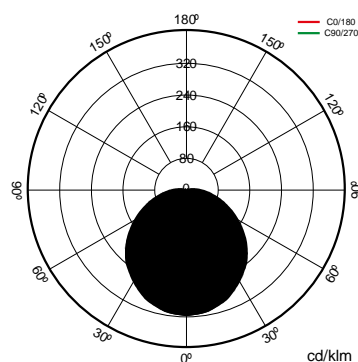


	W	ϕ_{LUM}	K			
441902	25W	2.945lm	4.000K	White	613x120x31mm	No
441919	48W	5.429lm	4.000K	White	1.213x120x31mm	No

Dimensions



Photometry



Info



Not suitable for your exposure to uva rays.