














Specifications (Series luminaires)

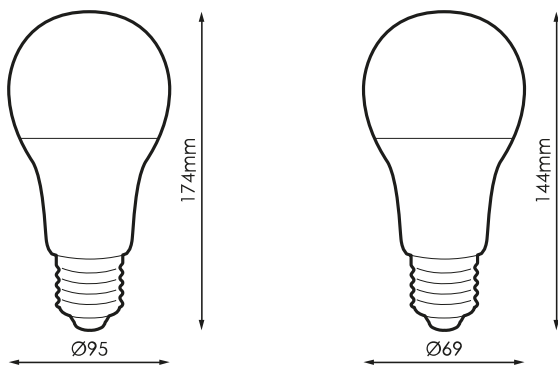


	Voltage (V)	230V
Hz	Frecuency (Hz)	50-60Hz
Φ	Power factor (Cos fi)	Hasta >0,5
	Dimming	No
	Bushing type	E27
	IP Tightness index	IP20
K	Colour temperature	3.000K/5.000K
	CRI Colour rendering index	>80
	Opening angle	210°
	Measures	69x144mm
	Operating temperature	-5°C~+35 °C
Φ_{LUM}	Flux (lm)	1.311lm
	Lifetime	(L70B50>) 40.000h
	CEE Energy classification	F

References

	W	ϕ	ϕ_{LUM}	K	\leftrightarrow
497800	16W	>0,5	1.634lm	5.000K	69x144mm
497817	19W	>0,5	1.985lm	3.000K	95x174mm
497824	19W	>0,5	2.031lm	5.000K	95x174mm
502658	16W	>0,5	1.311lm	3.000K	69x144mm

Dimensions



Photometry