













Especificaciones (Luminarias de Serie)

| | | |
|---|------------------------------------|------------------|
|  | Aislamiento eléctrico | CCI |
|  | Tensión (V) | 230V |
| Hz | Frecuencia (Hz) | 50-60Hz |
| ϕ | Factor de potencia (Cos fi) | Hasta $\geq 0,5$ |
|  | Regulación | No |


| | | |
|---|----------------------------------|--------|
|  | Casquillo | E27 |
|  | IP Índice de estanqueidad | IP20 |
|  | Color cuerpo | Blanco |
|  | Difusor | PC-O |
|  | Cuerpo | PC |

| | | |
|---|--------------------------------------|-------------|
| K | Temperatura de color | 3000K-5000K |
|  | CRI Índice de repr. cromática | 80cromatica |
|  | Ángulo de apertura | 270° |

| | | |
|---|--------------------|----------|
|  | Dimensiones | 38x109mm |
|---|--------------------|----------|

| | | |
|--------------|----------------------------|-------|
| ϕ_{LUM} | Flujo luminoso (lm) | 728lm |
|--------------|----------------------------|-------|


| | | |
|---|------------------|------------------|
|  | Vida útil | (L70B50>)40.000h |
|---|------------------|------------------|

| | | |
|---|------------------|------------------|
|  | Vida útil | (L70B50>)40.000h |
|---|------------------|------------------|

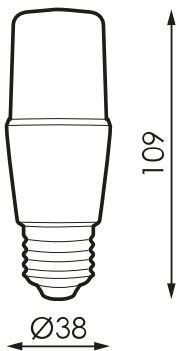
| | | |
|---|-------------------------------------|----|
|  | CEE Clasificación energética | A+ |
|---|-------------------------------------|----|

Referencias



|  | W | ϕ | ϕ_{LUM} | K | \leftrightarrow |
|---|----|------------|--------------|-------|-------------------|
| 481335 | 7W | $\geq 0,5$ | 728lm | 4000K | 38x109mm |
| 481342 | 7W | $\geq 0,5$ | 767lm | 5000K | 38x109mm |
| 482103 | 7W | $\geq 0,5$ | 689lm | 3000K | 38x109mm |

Dimensiones



Fotometría

