













Specifications (Series luminaires)

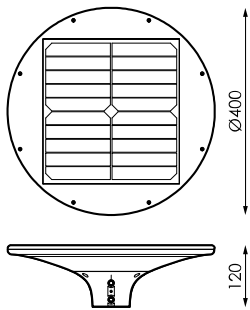


	Electrical isolation	CIII
	Voltage (V)	V
Hz	Frecuency (Hz)	Hz
	Dimming	No
	IP Tightness index	IPIP65
K	Colour temperature	4000k/4000k
	Opening angle	360°
	Measures	ø400x120mmmm
	Flux (lm)	2300lm
	Lifetime	(L70B50>) 35.000h

References

	W	ϕ_{LUM}	K		Δ	\leftrightarrow
619578	20W	2300lm	4000k	(L70B50>) 35.000h	360°	$\phi 400 \times 120 \text{mmmm}$

Dimensions



Photometry

Info



Replaceable battery