





















Specifications (Series luminaires)

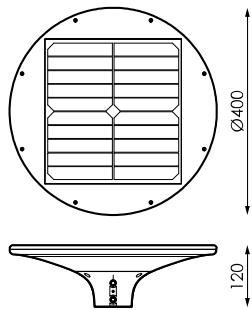
	Electrical isolation	CCI
	Voltage (V)	230V
	Dimming	No
	IP Tightness index	IP65
	Body color	9005
	Diffuser Material	PC
	Body	ABS
K	Colour temperature	3000K/4000K-3000K/4000K
	CRI Colour rendering index	>80
	Opening angle	360°
	Measures	Ø400x120mm
	Flux (lm)	2300lm
	Lifetime	(L70B50>) 35.000h

References



	W	ϕ_{LUM}	K					
640947	20W	2300lm	3000K/4000K	RAL9005	>80	(L70B50>) 35.000h	360°	Ø400x120mm

Dimensions



Photometry

