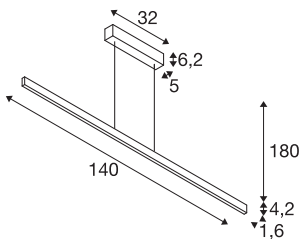


## ONE LINEAR 140 PHASE up/down

brass pendant light, 35W 2700/3000K

Reduced, modern and elegant, the design of the ONE light family attracts all eyes. With a CRI above 90, it provides natural colour reproduction. The low-maintenance light is equally suitable for the hotel industry and gastronomy as well as for living spaces. Experience ONE in action and convince yourself of a successful lighting experience.





### TECHNICAL DATA

Item no.	1006190
Number of different light outlets	2
Assembly	Surface
Assembly details	Ceiling
Dimmable	Yes
Dimming technology	trailing edge
Primary nominal voltage	220-240V ~50/60Hz
Secondary power / voltage	900 mA
Safety class	I
Wattage	35 W
Level of inrush current	30 A
Duration of inrush current	45 $\mu$ s
Stroboscopic effect (SVM)	0.1
Lumen	1810/1875 lm
Colour temperature	2700/3000 Kelvin
Color	brass
CRI	90
Length	140 cm
Width	1.6 cm
Height	4.2 cm
Pendant length	180 cm
Net weight	2.02 kg



## Light Source

916377		Gross weight	2.736 kg
916598		BIG WHITE Page	191