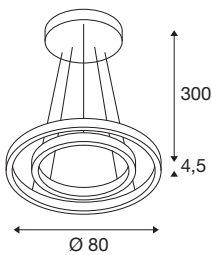




ONE DOUBLE PD DALI UP/DOWN

Indoor LED pendant light white CCT switch
3000/4000K



Reduced, modern and elegant, the design of the ONE light family attracts all eyes. With a CRI above 90, it provides natural colour reproduction. The low-maintenance light is equally suitable for the hotel industry and gastronomy as well as for living spaces. When will you test out the benefits of SLV's impressive indoor lights?



TECHNICAL DATA

Item no.	1004768
Number of different light outlets	2
Assembly	Surface
Assembly details	Ceiling
Dimmable	Yes
Dimming technology	DALI
Primary nominal voltage	220-240V ~50/60Hz
Secondary power / voltage	1400 mA
Safety class	I
Wattage	55 W
Rated standby power	0.2 W
Level of inrush current	26 A
Duration of inrush current	264 µs
Stroboscopic effect (SVM)	0.07
Lumen	2100/2120 lm
Colour temperature	3000/4000 Kelvin
Beam angle	130 °
Color	white
CRI	90
Light outlet	direct - indirect
Height	4.5 cm
Diameter	80 cm

Light Source

916568	
916319	

Pendant length	300 cm
Net weight	4.69 kg
Gross weight	7.542 kg
BIG WHITE Page	189