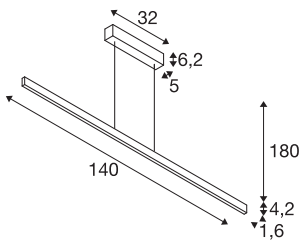


ONE LINEAR 140 PHASE up/down

brass pendant light, 35W 2700/3000K



Reduced, modern and elegant, the design of the ONE light family attracts all eyes. With a CRI above 90, it provides natural colour reproduction. The low-maintenance light is equally suitable for the hotel industry and gastronomy as well as for living spaces. Experience ONE in action and convince yourself of a successful lighting experience.



TECHNICAL DATA

Item no.	1006190
Number of different light outlets	2
Assembly	Surface
Assembly details	Ceiling
Dimmable	Yes
Dimming technology	trailing edge
Primary nominal voltage	220-240V ~50/60Hz
Secondary power / voltage	900 mA
Safety class	I
Wattage	35 W
Level of inrush current	30 A
Duration of inrush current	45 μ s
Stroboscopic effect (SVM)	0.1
Lumen	1810/1875 lm
Colour temperature	2700/3000 Kelvin
Color	brass
CRI	90
Length	140 cm
Width	1.6 cm
Height	4.2 cm
Pendant length	180 cm
Net weight	2.02 kg

Light Source

916377		Gross weight	2.736 kg
916598		BIG WHITE Page	191