

FOR YOUR CONVINIANCE THIS PDF HAS BEEN EDITED SUCH THAT THE STARTING INDEX PAGE NUMBERS JUMP TO THE PRODUCT PAGE AND THE PRODUCT SKU'S ARE HYPERLINKED TO THE PRODUCT WEBSITE FOR FURTHER INFORMATION, PLEASE HOLD 'CTRL' (WINDOWS) OR 'CMD' (MAC) WHILE TO CLICKING PRODUCT HYPERLINKS TO OPEN PRODUCT IN NEW TAB

1006327 830





SCKET
PHOTONI | 827



SCKET



LED
CUBE | 828



LED
ESKINA FRAME | 829



ENOLA® OCULUS | 830



ENOLA® ROUND | 831



LED
ENOLA® SQUARE | 832



LED
SCKET
BIG THEO | 833



LED
OVALISK | 834



SCKET
MOLAT | 835



SITRA | 836



ROX | 837

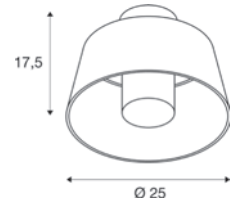
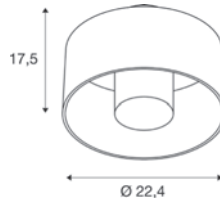


1007586 827



PHOTONI CYL CL, E27

PHOTONI CL, E27



220-240 V ~50/60 Hz
Material: aluminium

220-240 V ~50/60 Hz
Material: aluminium

- Sea-air resistant



Base: 1xE27 max. Ø: 6 cm | L: 11.6 cm

Base: 1xE27 max. Ø: 6 cm | L: 11.6 cm

Options	Prod. no.	GBP
● black	1008199	85.00
● rust	1008200	85.00

Options	Prod. no.	GBP
● black	1007586	85.00
● rust	1007582	85.00



E27 | 4 W | 280°
830 lm | 2700 K | EEC = A
4 kW/1000h



Prod. no.: 1008641 6.50 GBP

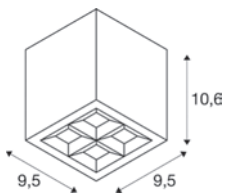


E27 | 8 W | 240°
880 lm | 3000 K | EEC = E
8 kW/1000h



Prod. no.: 1005289 9.00 GBP

CUBE CL, PHASE



220-240 V ~50/60 Hz | 350 mA

Total wattage: 15 W

Material: aluminium


- The light colour must be set prior to installation



1000 lm | 2700 K | 1200 lm | 3000 K

Options	Prod. no.	GBP
● anthracite	1007461	118.00

1007461 828

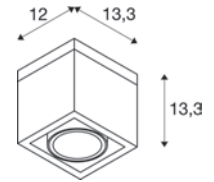




ESKINA FRAME

CL, single, PHASE

1006316 829



220-240 V ~50/60 Hz | 350 mA
 Total wattage: 15 W
 Material: aluminium/glass

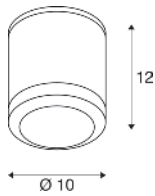
- The light colour must be set prior to installation
- Light head is pivoting



Direct 1100lm|3000 K | 1200lm|4000 K

Options	Prod. no.	GBP
● anthracite	1006316	156.00

ENOLA® OCULUS CL



220-240 V ~50/60 Hz | 500 mA
 Total wattage: 11 W
 Material: aluminium/glass

- The light colour must be set prior to installation



1000lm|3000K | 1100lm|4000K

Options	Prod. no.	GBP
● anthracite	1006327	205.00



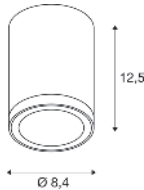
Product	Prod. no.	GBP
Spacer		
● anthracite	1003479	8.00

1003427 831





ENOLA® ROUND S CL



220-240 V ~50/60 Hz | 500 mA
Total wattage: 9 W
Material: aluminium/glass

- The light colour must be set prior to installation



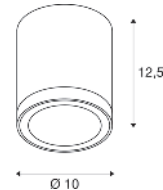
540lm|3000K | 610lm|4000K

Options	Prod. no.	GBP
● anthracite	1003426	148.00



Product	Prod. no.	GBP
Spacer		
● anthracite	1003479	8.00

ENOLA® ROUND M CL



220-240 V ~50/60 Hz | 500 mA
Total wattage: 11 W
Material: aluminium/glass

- The light colour must be set prior to installation
- Conveniently adjustable light distribution using interchangeable 19°, 60° and asymmetric optics as accessories



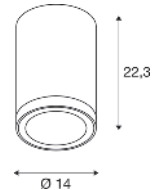
840lm|3000K | 960lm|4000K

Options	Prod. no.	GBP
● anthracite	1003427	188.00



Product	Prod. no.	GBP
Spacer		
● anthracite	1003479	8.00
Lens 19°		
● black	1005205	36.00
Asymmetrical lens		
● black/chrome	1005206	36.00
Reflector 60°		
● chrome	1005207	22.00

ENOLA® ROUND L CL



220-240 V ~50/60 Hz | 900 mA
Total wattage: 36 W
Material: aluminium/glass

- The light colour must be set prior to installation
- Conveniently adjustable light distribution using 60° interchangeable optics as an accessory



3200lm|3000K | 3500lm|4000K

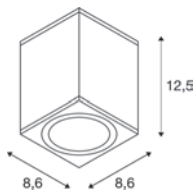
Options	Prod. no.	GBP
● anthracite	1003442	268.00



Product	Prod. no.	GBP
Spacer		
● anthracite	1003479	8.00
Reflector 60°		
● chrome	1005263	19.00

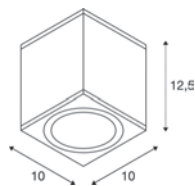
ENOLA® SQUARE S CL

ENOLA® SQUARE M CL



220-240 V ~50/60 Hz | 500 mA
Total wattage: 9 W
Material: aluminium/glass

- The light colour must be set prior to installation



220-240 V ~50/60 Hz | 500 mA
Total wattage: 11 W
Material: aluminium/glass

- The light colour must be set prior to installation
- Conveniently adjustable light distribution using interchangeable 19°, 60° and asymmetric optics as accessories



540 lm | 3000 K | 610 lm | 4000 K

Options	Prod. no.	GBP
● anthracite	1003420	148.00



840 lm | 3000 K | 960 lm | 4000 K

Options	Prod. no.	GBP
● anthracite	1003421	188.00



1003421 832



Product	Prod. no.	GBP
Spacer		
● anthracite	1003479	8.00

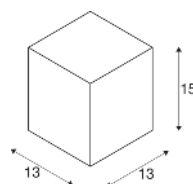
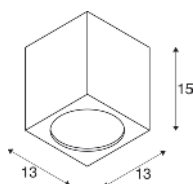


Product	Prod. no.	GBP
Spacer		
● anthracite	1003479	8.00
Lens 19°		
● black	1005205	36.00
Asymmetrical lens		
● black/chrome	1005206	36.00
Reflector 60°		
● chrome	1005207	22.00



BIG THEO CL

BIG THEO CL, QPAR111



100-277 V ~50/60 Hz | 500 mA

Total wattage: 21 W

Material: aluminium/glass



220-240 V ~50/60 Hz

Material: aluminium/glass



234535

833



2000lm|3000 K



Base: 1xGU10

Options	Prod. no.	GBP
● anthracite	234535	180.00

Options	Prod. no.	GBP
● anthracite	229555	107.00
○ white	229551	107.00
● grey	229554	107.00

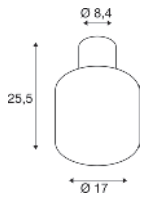


GU10 | 13 W | 12°
650 lm | 3000 K | EEC = F
13 kW/1000h



Prod. no.: 1005278 48.00 GBP

OVALISK CL



220-240 V ~50/60 Hz | 350 mA
Total wattage: 7.9 W
Material: aluminium/glass

- The light colour must be set prior to installation

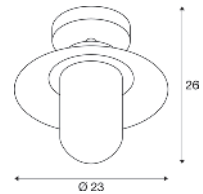


540 lm | 3000 K | 570 lm | 4000 K

Options	Prod. no.	GBP
● anthracite	1004677	241.00

1004677 834



**MOLAT**
CL, E27

220-240 V ~50/60 Hz
Material: aluminium/glass



Base: 1xE27 max. Ø: 6.5 cm L: 14.5 cm

Options	Prod. no.	GBP
● anthracite	1000823	111.00



E27 | 8 W | 320°
700 lm | 2500 K | EEC = F
8 kW/1000h



Prod. no.: 1005265 23.00 GBP

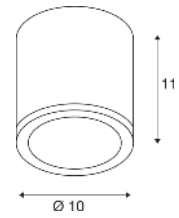
1000823 835





231545 836

SITRA CL, TCR-TSE



220-240 V ~50/60 Hz
Material: aluminium/glass



Base: 1xG53 max. Ø: 7.5 cm | L: 3.5 cm

Options	Prod. no.	GBP
● anthracite	231545	77.00
○ white	231541	77.00



GX53 | 6 W | 120°
490 lm | 2700 K | EEC = G
7 kW/1000h



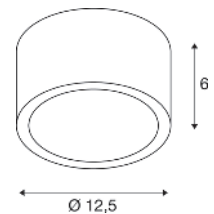
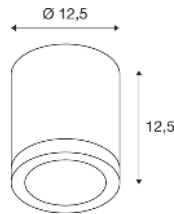
Prod. no.: 1005272 10.00 GBP



1000339 837

ROX
CL, QPAR111

ROX
CL, GX53



220-240 V ~50/60 Hz
Material: aluminium/glass



220-240 V ~50/60 Hz
Material: aluminium/glass



Base: 1xGU10



Base: 1xG53 max. Ø: 7.5 cm | L: 3.5 cm

Options	Prod. no.	GBP
● aluminium	1000332	113.00

Options	Prod. no.	GBP
● aluminium	1000339	139.00



GU10 | 13 W | 12°
650 lm | 3000 K | EEC = F
13 kW/1000h



Prod. no.: 1005278 48.00 GBP



GX53 | 6 W | 120°
490 lm | 3000 K | EEC = G
7 kW/1000h



Prod. no.: 1005271 10.00 GBP