

ETHANS

# MINECRAFT

PLANNER





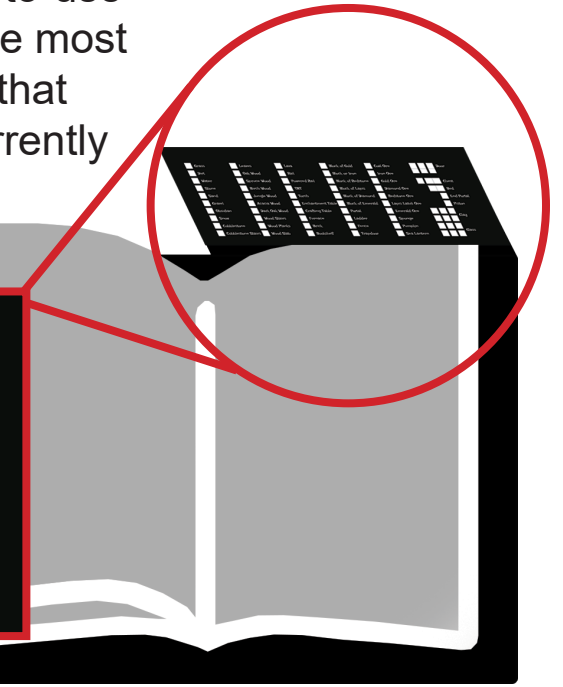
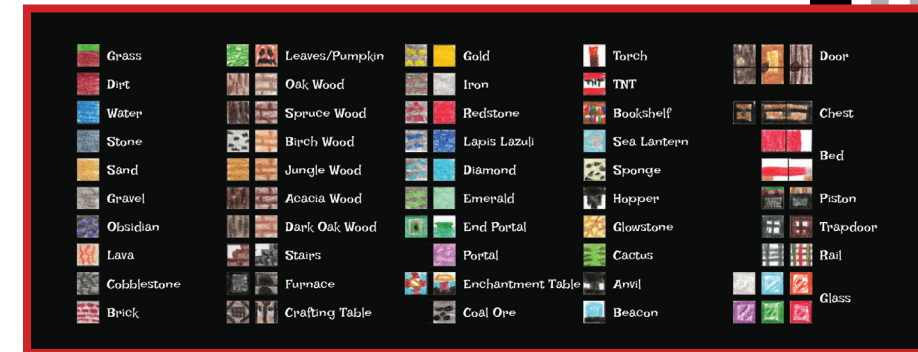
# HOW TO USE THIS BOOK

Each page is set up for a top view, and a front or side view. Draw out and design anything you want. Buildings, maps, characters...the possibilities are endless. Be as creative as you can be and carefully plan out your next Minecraft design. Then convert it to the game as soon as you can! Each grid square represents one Minecraft block.

<p><b>TOP</b></p>	<p><b>FRONT/SIDE</b></p> <p><b>STORY TIME/NOTES</b></p>
-------------------	---

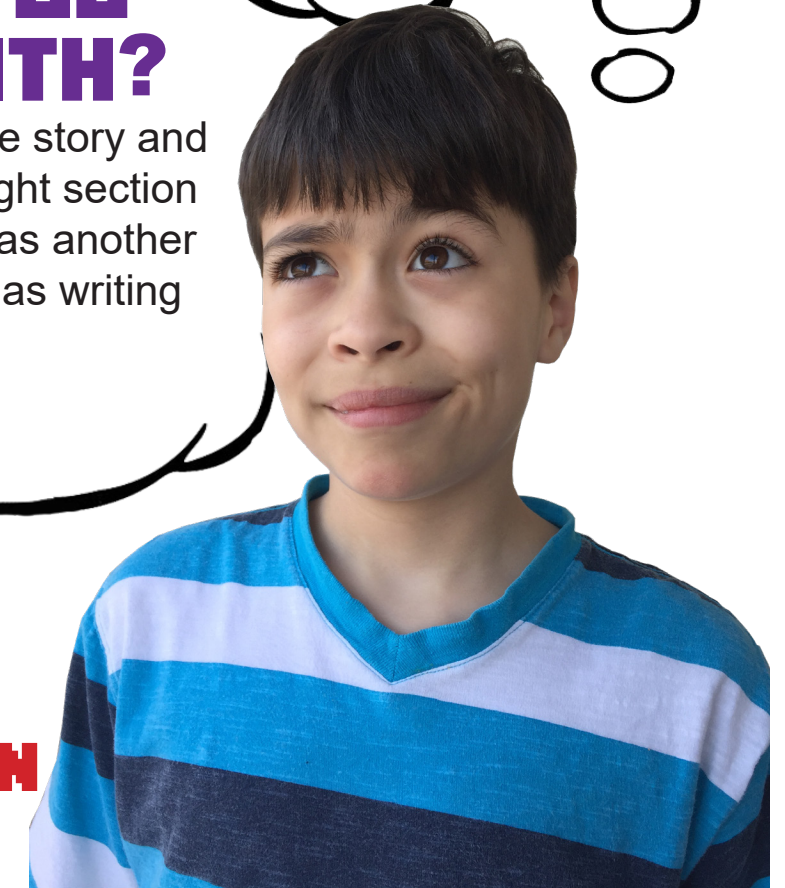
# BLOCK GUIDE

On the back page of this book there is an easy-to-use guide to help you know how to draw some of the most used blocks in Minecraft. The guide flips up so that you can easily access it on any page you're currently working on.



## STORY TIME: WHAT CAN YOU COME UP WITH?

Come up with a fun, creative story and write it down. The bottom right section of every page can be used as another grid or use the thicker lines as writing paper.




## IDEAS CORNER

On the lower left corner of each 2-page spread is an idea that you could try. Make whatever you want but this might help you come up with something new.

### SKITTLE SHOOTING VOLCANO

Have yourself a sugar-rush with an exploding rainbow right out of the Earth's core. How might you show a rainbow of candy erupting over the clouds?




As spongebob always says,

**USE YOUR IMAGINATION**

# TOP

# FRONT/SIDE




# STORY TIME/NOTES



## FARMING

A huge part of Minecraft is farming. You can design creative ways to collect all the resources you can find and store them in chests for when you need it most.













# TOP



# FRONT/SIDE



# STORY TIME/NOTES



IDEAS

## SPACE THE FINAL FRONTIER


Perhaps spaceships and asteroids are just what you need. Replace grass with obsidian and give your surroundings a space-like look and feel. Then design an impressive starship complete with laser blasters and shields.








# TOP



# FRONT/SIDE




# STORY TIME/NOTES




**I  
D  
E  
S**

## YOUR FAVORITE DOUGHNUT


Ever wonder what it would be like to have a candy bar the size of a bus, or walk around an ice cream bowl the size of a mountain? Pick your favorite food and see how it would look Minecraft style.



# TOP



# FRONT/SIDE



# STORY TIME/NOTES



IDEAS

## UNDERWATER SEA DOME

With glass and sponge you can design an underwater paradise, complete with octopus waiters at the restaurant and mermaid security at the gate. Hold your breath for lots of amazing designs and landscapes.









# FREE PLAY

