

Foundation

Unit 4: Who Am I? | Lesson 1

God Purposefully Designed Humans in His Image

Essential Question

- What does God say about who I am?

Learning Outcome

By the end of this lesson, students will be able to

- explain what God's Word says about who you are.

Assessments

- Explanation of why firefighters enter burning buildings only to save humans





What You'll Need

Materials

- Student Activity sheets
- Pencils and crayons
- Bible

Files

The following resource files can be found at FoundationWorldview.com

-  sas_4-1.pdf (Student Activity sheet)
-  hc_4-1.pdf (Home Connection)
-  ppt_4-1.ppt (Class Slide Deck)
-  Lesson 1 Video

Procedures

- Open the lesson with prayer, asking the Lord to be at work in your hearts and minds today.
- Together, read through the Learning Outcome. (Explain what God's Word says about who you are.)
- Have students turn to the Find the Imposter game in their Student Activity sheets.
 - Read through the directions together.
 - Break students into teams of two or three.
 - Have students complete one section per round. Give students two to three minutes to discuss and write their answers.
 - Have groups share their answers. Give one point to each team with a correct answer.
 - Repeat for each round.

- Answers
 - “Truth is not always True for everyone.” (Feelings may change, but Truth is always the same for everyone.)
 - “I am designed to worship whatever I want.” (We are designed to worship God.)
 - “Clues in the world show that life probably started by accident.” (Life contains large amounts of information. All information starts with an intelligent source.)
- Remind students that the previous unit explored how life began. Explain that in this new unit you will focus on human life and answer the question “Who am I?”
- Have students turn to the Fire Rescue section in their Student Activity sheets.
 - Read through the directions together and have students complete the activity.
 - Ask students what pictures they circled. (Some students may have circled pictures of animals. Explain that firefighters do not usually risk their lives to save animals trapped in a fire.)
 - Ask why it is that firefighters risk their lives to save people but not objects. (People are alive and not replaceable. Objects are not alive and are replaceable.)
 - Ask why it is that firefighters risk their lives to save humans but not animals. (Humans are more valuable than animals. We don’t risk the life of a human firefighter to save an animal’s life.)
 - Read through the closing paragraph together.
 - Ask students, “If God is the one who created life, where should we look to find out who humans are and what makes us valuable?” (God’s Word)
- Explain to students that you are going to read through the creation account again. But this week, you will focus on what God says about humans.
 - Have students turn to the Scripture Search section in their Student Activity sheets.
 - Read the passage together.
 - Give students two minutes to write down everything that the passage tells us about humans. Allow students to share their responses.
 - Have students complete the questions and share responses. (Make sure that you discuss that humans were created in God’s image.)
 - In groups of two or three, have students discuss what they can learn about themselves from this passage. (They are made in God’s image. They were created purposefully.)
- Have students turn to the Worldview Map section in their Student Activity sheets.
 - Have students fill in the What do I worship? and How did life begin? sections.
 - Ask, “Based on what you learned today, what should go in the Who am I? section?” (I am made in God’s image.)

- Read through the Learning Outcome once again. Ask students if they have completed the Learning Outcome. Explain that now is the time for them to show that they met the goal. Have students turn to the Know It and Show It section in their Student Activity sheets.
 - Have students complete the activity and turn in the assignment to be graded.
- If this class is being taught in a school or church setting, hand out the Home Connection sheets. This is a repeat of the Scripture Search activity.
- Close the lesson in prayer, thanking God for creating you in his image.

Student Activity Sheets

Foundation
Unit 11: Who Am I? | Lesson 1

Learning Outcome
By the end of today, you should be able to
1. explain what God's Word says about who you are.

Find the Imposter
In this game, you and your partner will look at a group of sentences. Your job will be to find the sentence that isn't True—it is an imposter! Circle that sentence. Then write a sentence explaining how you know that sentence is not True.

Round 1

- Knowing the Truth is important.
- Jesus is the source of Truth.
- Truth is what is real.
- Truth is not always True for everyone.

Why is this sentence the imposter?

Round 2

- To worship means to bow down before something—to say that it is the most important thing.
- I was designed to worship whatever I want to worship.
- Materials worship matter.
- Postmodernists worship community.

Why is this sentence the imposter?

© Foundation Comparative Worldview Curriculum, V1.0


Why is this sentence the imposter?

Round 3

- All life has large amounts of information.
- Life either started accidentally or purposefully.
- Clues in the world show that life probably started by accident.
- The Bible tells us that humans are God's special creation.

Why is this sentence the imposter?

Fire Rescue
Look at the pictures below. These are all pictures of people, animals, and things that can be found in a house. When houses catch fire, firefighters risk their lives to save what is in only some of these pictures. Circle all pictures that show what firefighters risk their lives to save from a house fire.



© Foundation Comparative Worldview Curriculum, V1.0

Firefighters go into burning buildings only to rescue people. Furniture can be replaced, people cannot. Some people may want firefighters to go in and save their pets. But there is something inside of us that tells us that human life is more important than animal life. Humans may lose their pets, but firefighters do not risk their lives to save animals. Why is that? Who are humans that we are more important?

Scripture Search
Read Genesis 1:25-28. In the box below, write down everything that these verses tell you about humans.

According to these verses, how were humans created different from any other creature?

© Foundation Comparative Worldview Curriculum, V1.0

Worldview Map



© Foundation Comparative Worldview Curriculum, V1.0

Know It and Show It

In the beginning of the lesson, you completed the Fire Rescue activity. In that activity, we saw that firefighters risk their lives to save only humans—not animals, nor objects. Based on what we learned from God's Word, what makes you so special that a firefighter would risk his or her life to save you?

© Foundation Comparative Worldview Curriculum, V1.0