



# Quilts For Survivors April 2023 Newsletter

Volume 2 | Issue 4 | Quilts for Survivors

## *Announcement*

Orange you glad were sewing retreat signup.

**Limited spots available**

\$175 Fee includes Lunches, Snacks and One Feast

\*Does not include accommodations\*

**Fee Must be paid in full upon registration.**

<https://forms.gle/ujTiApcgnNDzJJ1z9>

## *Inside This Issue*

**PG. 2 - A Message from our Founder & CEO Vanessa Genier**

**PG. 3 - Look back at March 2023**

**PG. 4 - Upcoming events**

**PG.5 - Update On QFS**

**PG.6 – Information**

**PG. 7- Message from Editor / Studio Schedule**

**PG.8 - Activity Page**

## A message from your CEO and Founder

For the child taken, For the parent left behind.” (TRC Interim Report, 2021)

This month I attended the fourth NATIONAL Gathering on Unmarked Burials held in Toronto, Ontario. Check out their website or email <https://osi-bis.ca> email [info@osi-bis.ca](mailto:info@osi-bis.ca)

Quilts for Survivors is focusing on providing comfort, support, healing and quilts to living survivors and their families. We do this through our work making and presenting the quilts. We acknowledge residential school, day school, 60s scoop survivors from First Nations, Inuit, and Metis communities. It is an honour to work with so many supports across Turtle Island and the world to help make and send our gifts of love.

As I sit here thinking about what to say my mind, heart and spirit are thinking of the children, our ancestors that didn't make it home. I think of the parents who live and some who passed over without ever knowing what happened to their children their babies. I cannot relate to this loss, this feeling of uncertainty. I do not know how these parents, families feel. I do know the loss of a child through miscarriage I have had two. I know what it feels like to hope, plan, dream of a little one coming into our family and then having those dreams and plans come to an end shortly after they began.

I do not know of the pain of having your young child taken by strangers. Strangers who said that they could educate them better than you. They did not promise to love them, to comfort them, to encourage them to be the person the Creator wanted them to be. We know that the children did not have a good life at these schools. We know that these schools were created to take the Indian out of the child. Kill the Indian, Keep the child. That was not the case with the children, our children who never made it home. The government, churches tried to kill the Indian and keep the child only to lose the child. This speaks to me. As I sit here, I am moved to a thought I have not had before. The goal was to Keep the child, yet so many of our children never made it home. They died at those schools. Why? I have come to the realization that the goal of these institutions was an impossible goal. You cannot take a part of a person's core and expect them to live. Our children were not "Indians" as a choice. We are Indians, Indigenous because we were created to be one. The Creator weaved our culture, traditions, beliefs, and language throughout our DNA. The belief that we can separate ourselves from this is to me the same as believing that someone can live without oxygen. That is why the goal of these institutions failed. They were trying to undo the Creator's work.

As I close, I wish to honour my ancestors, our children who did not make it home. I ask that you take time to sit quietly and reflect on the Truth of the unmarked graves across Turtle Island. I ask that you offer a prayer to Creator to help heal the communities, families, and Nations whose children never returned home. It will take the country to heal our Nations. We all have a role to play in that healing.

Creator, we thank you for your love, guidance, and strength. We ask that you guide the leaders of our nations that are working to protect, uncover the graves of our children. We ask that you send love to the nations, families and survivors as more information will come from these former sites. We ask that you protect them so that they might heal as this journey is not yet over. We ask for strength for our elders, leaders, and supporters as they continue this important work to find and bring home our children. We also ask for the wisdom and knowledge to know how that should look for all nations. We ask that you protect our youth and future children from harm, shame and guilt our nations have known for so long. We ask that they can carry our nations into a future where there are no more unmarked graves, where children are found and celebrated as the warriors they are. May we always celebrate them and their purpose. May our youth grow to be great leaders, parents, community members and a blessing to all who they interact with. We say Kitchi Meegwetch for the strength of our people, our communities, and our Nations. We thank you for our elders, leaders, and allies. We say to you Creator Kitchi Meegwetch, Meegwetch

- Vanessa Genier CEO & Founder



## *QFS Spreading comfort.*

## *Out in the communities*

### **March 8<sup>th</sup> – Montreal Modern Quilt Guild**

Vanessa did a presentation to the Montreal modern quilt guild! To book Vanessa to talk to your guild please email us for more information at [Admin@quiltsforsurvivors.ca](mailto:Admin@quiltsforsurvivors.ca).



### **March 18<sup>th</sup> – Binding Marathon & Mystery Block**

For the binding marathon on Saturday, we had a few volunteers come out and join us! We got a few quilted bound and worked on the Mystery Block!



### **March 19<sup>th</sup> - QFS class quilt blocks Center**

The zoom quilting class was a success, we've completed the center block. If you haven't signed up yet you can by emailing [vanessa@quiltsforsurvivors.ca](mailto:vanessa@quiltsforsurvivors.ca)

### **March 27<sup>th</sup> – Presenting quilts at Rama First Nation**

Vanessa presented 25 quilts to survivors.

### **March 27<sup>th</sup> -30<sup>th</sup> – National Gathering on unmarked burials: upholding indigenous law.**

Vanessa attended the national gathering on unmarked burials in Toronto, Ontario.





Vanessa meeting a volunteer Alexia! She makes most of the handmade cards we send out with the quilts that come from the studio!!! Thank you for all your hard work!

## Upcoming Events

**April 15<sup>th</sup> – monthly binding marathon**

**April 16<sup>th</sup> – QFS Class quilt blocks**

**April 19<sup>th</sup> – monthly block making marathon.**

**April 22<sup>nd</sup>-23<sup>rd</sup> – Northern College Powwow**

## Future Events

**June 8<sup>th</sup> – 10<sup>th</sup> – Quilts Canada 2023-  
Halifax, Nova Scotia**

**June 2023 – QFS 2<sup>nd</sup> Anniversary Gala**

**September 28<sup>th</sup> – October 1<sup>st</sup> , 2023– QFS  
sewing retreat**

**QUILTS FOR SURVIVORS**  
**Monthly Binding Marathon**

**ONCE A MONTH!  
EVERY 2ND SATURDAY  
FROM 11 AM - 3 PM  
POTLUCK LUNCH**

340 Spruce St S  
Apt B  
Timmins Ontario  
P4N2M9

Join us Virtually over Zoom!



# Quilts Quilts and more Quilts

In case you didn't hear we have now sent over 2,849 quilts. That is amazing. Thank you all, for now it is our hope that you will take some time once a week or even once a month to come in a work a few hours or spend the whole day with us at our studio. Visit [www.quiltsforsurvivors.ca](http://www.quiltsforsurvivors.ca) for full details.

## Check out our Linktree!

It Has all our links such as our website, the sew along registration, Buy me a coffee, Our Wishlist ETC.

<https://linktr.ee/Quiltsforsurvivors>

**One Of our lovely volunteers reached out to me recently and asked what is Buy me a coffee? How does it help Quilts for Survivors?**

Buy Me A Coffee Is a website/app that you can sign up for a small fee each month to get content from a specific creator such as Vanessa or you can make a onetime payment. Vanessa posts Teachings, quilting tips and most recently is posti9ng 100 blocks for 100 days, which includes a pattern for a block every single day!!! Through buy me a coffee you can support QFS directly with tips, and monthly subscriptions. Thank you to everyone who has supported us through there, you can check it out by visiting our linktree.

**I've also been asked about our Wishlist, how does that help QFS?**

Purchasing items off our Wishlist help us get things we need for the studio or would help make it easier for us in the studio.

If you would like to purchase something please visit our Wishlist, thank you!

<https://mywishlist.online/w/5pxebt/quiltss-wishlist>

A promotional poster for a 'Make a Block Marathon' event. The background is black with blue and teal wavy lines. The text is white and blue. At the bottom right is a small logo for 'Quilts For Survivors' featuring a quilt and a person.

Quilts For Survivors

**Make a Block Marathon**

Once a month!  
every 3rd Wednesday  
from 10am-9pm

 340 Spruce St S  
Apt B Timmins  
Ontario P4N2M9

For more information please  
email  
[Admin@quiltsforsurvivors.ca](mailto:Admin@quiltsforsurvivors.ca)





# MAKE A Donation



EMT :Vanessa@quiltsforsurvivors.ca

or send donations to  
Quilts for Survivors  
130 Tamarack Street  
Timmins, Ontario  
P4N6P8

**DONATE NOW**

Email Us to see how **YOU** can become a **SPONSOR**  
Vanessa@quiltsforsurvivors.ca or  
Visit [www.quiltsforsurvivors.ca](http://www.quiltsforsurvivors.ca)  
for more information

## ONLINE SEWING CLASSES

Private sewing classes from the Quilter with a heart of gold

- HOW TO USE A SEWING MACHINE
- BLOCKS BY REQUEST
- CLASS QUILT ( EVERY 3RD SUNDAY)
- 100 BLOCKS (BUY ME A COFFEE)

**REGISTER NOW**

VANESSA@QUILTSFORSURVIVORS.CA



## SENDING OUT A QUILT?

### HOW TO SEND A QUILT TO A SURVIVOR

- Make a quilt
- Put a QFS Label on the quilt
- Print out letter and poem
- Email us for a name and address

Admin@quiltsforsurvivors.ca

- Send out the quilt within 2-3 business days

### Send a Quilt to QFS

- Mail it to Quilts for Survivors

130 Tamarack Street  
Timmins Ontario  
P4N 6P8



## HOW YOU CAN VOLUNTEER

### Events

- We always need volunteers to help out at our booths and events

### Sewing at the studio

- Come sew at the studio!
- Learn how to make quilt blocks
- Do binding
- Cut fabric

### How volunteering helps

- Collect volunteer hours for school
- Help out in your community
- You get a chance to give back.
- A great way to socialize

Must be over the age of 16\* to volunteer  
\*Under 18 years old will need parental consent to volunteer  
Must fill out a waiver



705-262-1853

admin@quiltsforsurvivors.ca

340 Spruce St S Apt B Timmins ON P4N2M9



## A message from the Editor

Hello, everyone!

Happy spring, hopefully you are all doing well. For the challenge this month in the studio is to longarm 70 quilts!!!! I hope we can get it done!

My challenge to each one of you is to keep posting and sharing about quilts for survivors!!! Let's try and get the facebook group to 10k members!!!

Here's a sneak peak of something I'm working on.

Happy quilting – Love kat



## APRIL 2023

SUNDAY	MONDAY	TUESDAY	WEDNESDAY	THURSDAY	FRIDAY	SATURDAY
26	27	28	29	30	31	1
2	ADMIN	OPEN 3PM-9PM	OPEN 10AM-9PM	OPEN 10AM-3PM	CLOSED	8
9	CLOSED	OPEN 3PM-9PM	OPEN 10AM-9PM	OPEN 10AM-3PM	ADMIN	15 BINDING MARATHON 11AM-3PM
16 ZOOM CLASS BLOCK @ 2PM	ADMIN	OPEN 3PM-9PM	OPEN 10AM-9PM MAKE A BLOCK MARATHON	OPEN 10AM-3PM	ADMIN	22
23	ADMIN	OPEN 3PM-9PM	OPEN 10AM-9PM	OPEN 10AM-3PM	ADMIN	29
30	1	2	3	4	5	6


If you have any comments or ideas for the newsletter, let me know!

We are always looking at ways to improve.



You can reach me at

[admin@quiltsforsurvivor.ca](mailto:admin@quiltsforsurvivor.ca)





Source: Google Photos

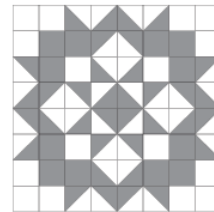


Moda Love Charm Quilt

Join Moda's Charm Pack Challenge by sewing a Moda Charm pack quilt Jan. 14-16 and sharing on social media using the hashtag #CharmPackChallenge!



Quilt is 32" x 32" finished.



INSTRUCTIONS

Use 1/4" seams. Press in the direction of the arrows.

1. Make Half Square Triangle Blocks:

- A. Draw a diagonal line on the wrong side of (18) 5" background squares.
- B. Layer a marked 5" background square and a 5" Charm square right sides together. Sew a 1/2" from both sides of the drawn diagonal line. Cut on the diagonal line. Press open toward the Charm triangle. This makes 2 half square triangle blocks. If necessary, trim the blocks to measure 4 1/2" x 4 1/2". Repeat to make a total of (36) half square triangle blocks.



FABRIC REQUIREMENTS

- 1 MODA CHARM PACK or (42) 5" squares
- 3/4 YARD BACKGROUND or 1 Charm Pack of Bella Solids or other basic fabric
- 3/4 YARD BINDING
- 1 YARD BACKING

HINT: If desired, add borders to increase size. Yardage not included.

CUTTING

1. From the Charm Pack:
  - Select (18) squares to make Half Square Triangle blocks and set aside.
  - Select (12) squares to be used in the quilt top. Trim the (12) squares to 4 1/2" x 4 1/2".
2. From the Background:
  - Cut (5) 5" x Width of Fabric strips.
  - Subcut (18) 5" x 5" squares and (16) 4 1/2" x 4 1/2" squares.
3. From the Binding:
  - Cut (4) 2 1/2" x Width of Fabric strips. Sew the strips end to end to make the binding.

2. Arrange and sew (36) half square triangle blocks, (12) 4 1/2" Charm squares, and (16) 4 1/2" background squares into 8 rows as shown. Press seams in alternating directions (evens to one side, odds to the other side) so the seams nest. Join the rows.
3. Layer, quilt, and bind.

