

# Chinese Zodiac Napkin Holders

Napkin holders with the animals of the Chinese Zodiac.

p

## What You Need:

- Yellow/gold paper
- Laminating pouches & Laminator
- Scissors
- Tape
- Red napkins

Print the template onto your chosen coloured paper and laminate.

Cut out the templates and tape into a circle with the shorter end on the outside.

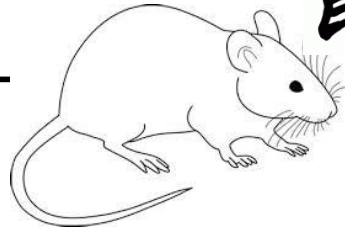
I used a blue napkin to test our napkin holders, however red would be more appropriate.

Fold 2 napkins into a fan shape and place in the holder. You may need a small amount of tape at the base of the napkins to hold them together.

# Chinese Zodiac Napkin Holders




鼠



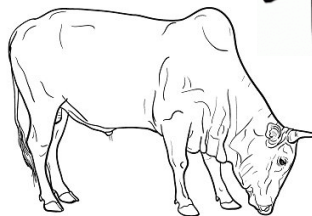
龍




猴




牛



蛇




雞




虎



馬



狗




兔




A horizontal rectangular box with a black border, positioned below the rabbit illustration. The box is empty, intended for writing.

羊



A horizontal rectangular box with a black border, positioned below the goat illustration. The box is empty, intended for writing.

猪



A horizontal rectangular box with a black border, positioned below the pig illustration. The box is empty, intended for writing.