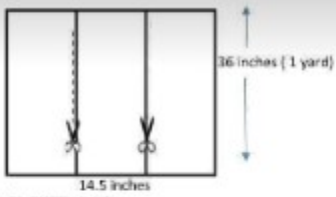
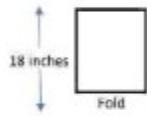


CLOTH PALANCA BAG INSTRUCTIONS

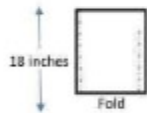


Cut into 3 - 14.5 inch strips

Fold the 14.5 X 36 strip in half



See up the sides leaving 3 inches open at the top of one side.



Fold over top edge 1.5 to create a top casing

This will allow you to thread a ribbon thru the side that you left open when sewing the side.



And you have just created a palanca bag!

