



**Our Tuesday April 26 meeting will be at
THE MANDARIN GARDEN CENTER,
2892 Loretto Rd, Jacksonville, FL 32223**

The Meeting will begin at 6 pm!

(The Jacksonville Watercolor Society follows Health Department Guidelines for all our events. Please stay home and get better if you feel ill! Seating will allow for social distancing and masks are optional, but not required. Hand sanitizer is available...)

APRIL DEMONSTRATING ARTIST - TUNI WEISS

We welcome Tuni Weiss, our own JWS Artist of the Year - 2019! We have been impatient for her demonstration, as it was. like many events, delayed for 2 years by the pandemic. Knowing Tuni, she has become an even better artist during the delay. She will demonstrate how she did "The Last Dance" on Yupo.

Tuni joined JWS in 2009, and was recognized with an Honorable Mention Award in the first show she entered and many more after that including first, second, and third place awards. She has continued to set an example for our JWS Membership, volunteering for most jobs in the organization and, most notably, serving as President 2015-2019!

Tuni belongs to many Arts Societies in addition to the Jacksonville Watercolor Society;

- American Watercolor Society
- St. Augustine Art Association
- Tallahassee Watercolor Society
- Southern Watercolor Society
- National Watercolor Society
- Florida Watercolor Society

The following page provides Tuni's Tips for painting on YUPO "paper".



TUNI'S TIPS - WORKING WITH YUPO

How do you use Yupo paper?

Yupo can be used as a plate for monotypes. Paint on the yupo, let it dry and then place damp paper such as Masa on top and rub hard! You can also make prints directly on Yupo. Yupo paper is made in layers. Masking tape may remove the top layer if it is used to tape the paper to a support.

What is YUPO?

It is waterproof, stain resistant, and extremely strong and durable. PH neutral, is 100% polypropylene, made in the USA. Very nice to work. On YUPO paper, you can try to mix colors a little as shown on the picture, layering still very difficult.

Working with YUPO

- Handle the paper with care...oil on your hands will stop the paint from adhering.
- Keep the YUPO flat, creases can't be undone.
- If you get spots where the paint won't stick, wipe with paper towel, soapy water or rubbing alcohol.
- Mixed dish soap with your pigment, beware, not enough to make bubbles.
- Use more paint, less water. Opaque paints or paints with white filler stay in place best.
- You can always wipe the paint off and start again...except if you use a staining paint, it will stain the YUPO.
- Paper towels or tissues must not have any oils in them. You can use q-tips for small areas, sponges, or even your paint brushes to lift paint.
- Use watercolor pencils, not wax based pencils or lead pencils, YUPO does not erase well, wax based pencils or crayons will work as a resist.
- If you need to speed up the drying, go very low speed and low temperature. YUPO will buckle if the heat is too hot and the paint will just run off the area if the speed is too strong.
- This is one time where a clear acrylic spray sealant should be used, unless you are double matting and using glass or Plexi. Krylon Crystal Clear acrylic spray will stop your painting from being destroyed by any moisture or friction.
- Don't fight the unexpected, let the paper do the work. Happy accidents can be a blessing.
- Use different items for stamping and texture.
- Salt can be used for texture, but removing it might scratch the surface.
- A light spray of water on wet paint will give you interesting texture as will droplets of alcohol.
- When in doubt, wipe clean and start all over again. Mister clean sponges are wonderful. Soft soap can help reduce stains, but go lightly with that, because the grit will scratch the surface.

MAY 24, 2022 Monthly Meeting

A CELEBRATION - 40 YEAR ANNIVERSARY!

Jacksonville Watercolor Society

Hope to see you there as we reflect on 40 years of our watercolor art: meetings, demos, workshops, shows and more--our gift to Jacksonville's creative community! More details to follow next week in your on-line invitation.



President's Message

President's Message
April, 2022 Newsletter

Hello Members,

I hope this newsletter finds everyone well. It was great to see many of you in person at the March meeting. Michael Holter's demo and workshop was a big success.

It's that time of year for us where we vote on board members. **You will be voting at the membership meeting on April 26, 2022 for the following changes. . . Luann Dunkinson is the nominee for president replacing Chris Olmoguez and Rebecca Mentz is the nominee for VP of Membership replacing Luann.** Both of these nominees will be excellent board members.

Our Spring Show was also a big success. We had many good compliments of our exhibit at the Jewish Community Alliance. And, we even had some sales. If you have not seen the show yet, you have until April 26, 2022 to view our exhibit. **Take down is April 27 from 10:00 - 1:00 PM.**

With the Spring Show almost ending you know what that means, right? Don't stop painting. You will have another show to enter in October. There is always time to improve your techniques, your subject matter, your composition, your colors, etc. You all know what I'm talking about. Every new JWS exhibit displays fabulous work because all of you members continue to improve. Please take advantage of our workshops twice a year. I promise that you will pick up a new technique or two. We can't possibly know everything and there is always something new to learn from someone else.

I look forward to seeing most of you at the membership meeting, **Tuesday, April 26.** Call your JWS neighbors and friends for a ride if you would like to carpool to the Mandarin Garden Club. We have an excellent demo this month, our Artist of the Year, Tuni Weiss will be sharing her techniques of watercolor. Don't miss this meeting!

Thanks everyone for being the best friends and painting buddies I know.


Chris Olmoguez
President

March Demonstration & Workshop Michael Holter

MICHAEL HOLTER NWS, OPS, SWS, SWA

JWS members were fortunate to have Michael Holter at the March meeting, where he demonstrated his approach to painting people impressionistically.


For those who attended the workshop, each day Michael reviewed other artists work and the impact that these artists had, as well as basics of composition, elements of design, and perspective. Then he demonstrated his approach to creating paintings of landscapes/cityscapes and of people -- with time to practice and create your own paintings.



JWS 2022 SPRING EXHIBITION AWARD WINNERS

This year's Spring Show was a bit like Spring Flowers, blooming in multiple locations. The show was initially hung and juried at Westminster Woods, and subsequently moved to the Gallery at the Jewish Community Alliance. Although we were unable to host an opening, members and the community were able to access it at two sites!

Congratulations to the winners, and thank you to all the artists for a great show!



First Place - Gold Award

Rebecca Mentz
"All Zipped Up"



Second Place - Silver Award

Leslie Gerlach
"Cactus Flowers"



Third Place - Bronze Award

Frances Jones
"Cameroon"




Merit Award
Ted Head
"Pretty in Pink"




Merit Award
Jeannie Gabryowicz
"Double Steamie"



Merit Award
Geri Groenert
"Cruising the Shallows"



Honorable Mention
Mary Walker
"Town Gazebo"



Honorable Mention
Pablo Rivera
"Copper Pot"



Honorable Mention
Joyce Snell
"Metastasized"



Honorable Mention
Jeannie Brockhausen
"Recollection of Italy"

You can see all the entries in the **Spring 2022 Show** on the Jacksonville Watercolor Website by clicking [here](#).

**REMINDER: PICKUP PAINTINGS
WEDNESDAY, APRIL 27, 10 AM-1PM
AT JCA, 8505 San Jose Blvd, Jacksonville, FL 3221**

Library Report by Janet Killackey, Librarian

Library Review for April 2022

We are back together!!!! And it is wonderful to say the least. For those of you unable to make Michael Holter's workshop we have three of his wonderful DVD's in our Library. So please check them out. Those that were there had a great time. I have to say that I, and others in the class, have found a new respect for red!

I want to talk to you today about Herman Pekel. Obsessed by art at a very early age he studied fine art at the Royal Melbourne Institute of Technology. At the age of 17 he held his first one-man show. Herman is a member of the Twenty Melbourne Painters Society. He has won so many awards and his work is held in so many private collections as well as corporate and municipal collections throughout Australia and overseas it will amaze you!

We were able to purchase his "A Journey in Watercolor" DVD with your very generous offerings to our Library's Donation Jar!!! Herman is a good teacher! Done in an entertaining fashion he not only shows you what he is doing he tells you why.

Looking at his studio setup before going outside well, I've never seen such a mess. I didn't really know what to expect moving forward.

I have to say that when he began I thought to myself "Oh no! They are going to kill me"! But as he went on I felt that he was in the genius category.

Before stepping outside he has done his homework and when he comes to actually painting he has a fairly good drawing done. From there on every rule is broken for a reason! Especially color!

Working outdoors whenever possible, Herman is a painter of light. He encourages us to identify a focal point, to exaggerate the light effect and the shadows, and if necessary, borrow elements from the surrounding area to improve the composition. I like that part a lot! I have to say that his calligraphy skills are unmatched.

In this film he selects two street views in his hometown of Melbourne before journeying to the UK and finding some wonderful subjects in the countryside in and around Faversham in Kent. To me it is this last painting that simply puts me away. I swear you can smell the mustiness in this scene and feel the coolness on your skin.

If you approve I will be getting more of his films. Now it may be just me – but somewhere on the Internet you can watch Monet painting in his garden. What a feeling. Watching Mr. Pekel on the very busy streets of Melbourne throwing paint

Herman Pekel has got to be one of the best Plein Aire Watercolor painters in the world! No! I am not exaggerating! Every demonstration was done completely plein aire and watching him was just exhilarating.

around with so much rhyme and reason – what a feeling!

Thanks to those of you who have returned your DVD's. Let's keep this stock rolling along so that so many more of us can borrow and return as well.

JWS IS ON INSTAGRAM!

Go to the INSTAGRAM APP and search , or jacksonvillewatercolorsociety (no spaces), and search for jacksonville waatercolorsociety and click on "Follow".

Thank yous to Carol Doyle

JWS Board - Volunteers are always welcome

President	Christine Olmoguez	904-662-5614
Secretary	Tuni Weiss	904-540-4040
Treasurer	Gail Karson	561-313-9560
Co-VP-Shows	Barbara Holt	904-874-4916
Co-VP-Shows	R. Tuni Weiss	904 540-4040
VP Programs	Sherry Black	917-716-4620
VP–Membership	LuAnn Dunkinson	904-572-2828
VP-Communications	Fran Grandy	904-247-7988
VP –Workshops	Karen Zelenkov	904-287-5411
Library	Janet Killackey	904-992-7293
Newsletter	Fran Grandy	904-247-7988
Publicity	Carol Doyle	904-553-1172

Membership Application

JWS Membership Application

NAME _____
 ADDRESS _____
 CITY _____ ST _____ ZIP _____
 TEL _____
 E-MAIL _____

MEMBERSHIP CATEGORIES:

New Member ◇ Renewing Member ◇
 Individual \$35 Family \$42 Student \$20 \$
 I'd like to volunteer \$◇

Membership is open to those interested in water media
 A student must be a full-time high school or college student with I.D.

Current annual dues are \$35.00 per year and are due Jan 1st
 Please Mail Application with Check Payable to JWS to:

LuAnn Dunkinson
 3894 St Johns Avenue
 Jacksonville, FL 32205

