

DUMPSTER PERMIT APPLICATION

Permit #: \_\_\_\_\_ Receipt #: \_\_\_\_\_

Name: \_\_\_\_\_

Address: \_\_\_\_\_

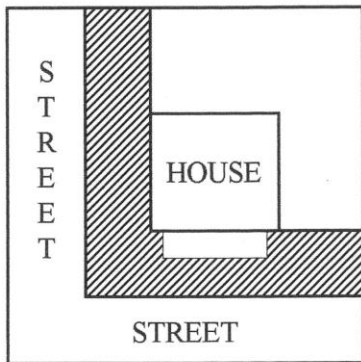
Telephone #: \_\_\_\_\_ Work #: \_\_\_\_\_

Dumpster Co.: \_\_\_\_\_ Phone #: \_\_\_\_\_

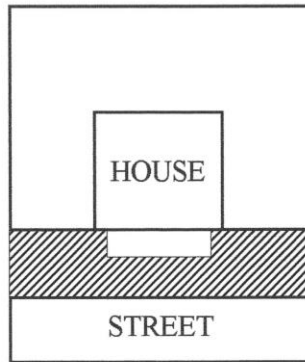
Size; Length \_\_\_\_\_ x Width \_\_\_\_\_ Yard \_\_\_\_\_

Date Dumpster is to be placed \_\_\_\_\_ Date to be removed \_\_\_\_\_

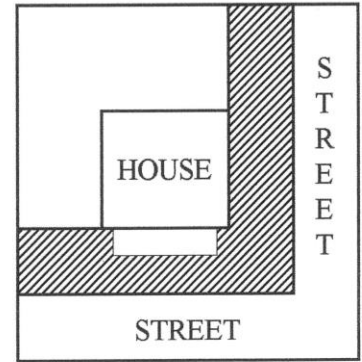
- You must have a permit prior to placing a dumpster on the street or within the City right-of-way.
- The City of Norwood reserves the right to require cones, barricades or other means to safely place the dumpster. This is the responsibility of the applicant.
- It is the responsibility of the applicant to provide plywood or another form of protecting the street or sidewalk below each contact point of the dumpster and the surface.
- Wood needs to be down prior to placement of the dumpster.
- The applicant is responsible for any damage caused by placement/removal/filling of the dumpster. This would include but is not limited to the street, curb and sidewalk.
- The applicant must provide a home and work contact phone number as well as a contact phone number for the company placing the dumpster.
- The City of Norwood reserves the right to approve or deny the placement of a dumpster in the public right-of-way on a case by case basis.
- Must be 3' from a driveway • Must be 10' from a fire hydrant • Must be 15' from an intersection



PLEASE INDICATE WHERE THE DUMPSTER WILL BE LOCATED



PLEASE INDICATE WHERE THE DUMPSTER WILL BE LOCATED



\_\_\_\_\_ Address

\_\_\_\_\_ Name

\_\_\_\_\_ Signature

\_\_\_\_\_ Date

\_\_\_\_\_  
REVIEWED BY

Approved  Denied

\_\_\_\_\_  
DATE

*"Gem of The Highlands"*